

## ÍNDICE DE CUADROS

### PARTE I. LLEGADA DE TURISTAS INTERNACIONALES A COSTA RICA

**N° DESCRIPCIÓN**

- 1 [LLEGADAS DE TURISTAS INTERNACIONALES A COSTA RICA, SEGÚN ZONAS Y PAÍSES, POR MES. 2010](#)
- 2 [LLEGADAS DE TURISTAS INTERNACIONALES A COSTA RICA, VÍA AÉREA, SEGÚN ZONAS Y PAÍSES, POR MES. 2010](#)
- 3 [LLEGADAS DE TURISTAS INTERNACIONALES A COSTA RICA, AEROPUERTO JUAN SANTAMARÍA, SEGÚN ZONAS Y PAÍSES, POR MES. 2010](#)
- 4 [LLEGADAS DE TURISTAS INTERNACIONALES A COSTA RICA, AEROPUERTO DANIEL ODUBER, SEGÚN ZONAS Y PAÍSES, POR MES. 2010](#)
- 5 [LLEGADAS DE TURISTAS INTERNACIONALES A COSTA RICA, VÍA TERRESTRE, SEGÚN ZONAS Y PAÍSES, POR MES. 2010](#)
- 6 [LLEGADAS DE TURISTAS INTERNACIONALES A COSTA RICA SEGÚN PUERTOS Y VÍAS, POR ZONAS Y PAÍSES. 2010](#)
- 7 [LLEGADAS DE TURISTAS INTERNACIONALES A COSTA RICA, SEGÚN ZONAS Y PAÍSES. 2008-2010](#)
- 8 [LLEGADAS DE TURISTAS INTERNACIONALES A COSTA RICA, AEROPUERTO JUAN SANTAMARÍA, SEGÚN ZONAS Y PAÍSES. 2008-2010](#)
- 9 [LLEGADAS DE TURISTAS INTERNACIONALES A COSTA RICA, VÍA TERRESTRE, SEGÚN ZONAS Y PAÍSES. 2008-2010](#)
- 10 [LLEGADAS DE TURISTAS INTERNACIONALES A COSTA RICA, VÍA MARÍTIMA, SEGÚN ZONAS Y PAÍSES. 2008-2010](#)
- 11 [LLEGADAS DE TURISTAS INTERNACIONALES A COSTA RICA, SEGÚN ZONAS Y PAÍSES. 2001-2010](#)
- 12 [LLEGADAS DE TURISTAS INTERNACIONALES A COSTA RICA, VÍA AÉREA SEGÚN ZONAS Y PAÍSES. 2001-2010](#)
- 13 [LLEGADAS DE TURISTAS INTERNACIONALES A COSTA RICA, VÍA TERRESTRE SEGÚN ZONAS Y PAÍSES. 2001-2010](#)
- 14 [LLEGADAS DE TURISTAS INTERNACIONALES A COSTA RICA, VÍA MARÍTIMA SEGÚN ZONAS Y PAÍSES. 2001-2010](#)
- 15 [LLEGADAS DE TURISTAS INTERNACIONALES A COSTA RICA, POR MES. 2001-2010](#)
- 16 [LLEGADAS DE TURISTAS ESTADOUNIDENSES A COSTA RICA, POR MES. 2001-2010](#)
- 17 [LLEGADAS DE TURISTAS CANADIENSES A COSTA RICA, POR MES. 2001-2010](#)
- 18 [LLEGADAS DE TURISTAS ALEMANES A COSTA RICA, POR MES. 2001-2010](#)
- 19 [LLEGADAS DE TURISTAS ESPAÑOLES A COSTA RICA, POR MES. 2001-2010](#)
- 20 [LLEGADAS DE TURISTAS ITALIANOS A COSTA RICA, POR MES. 2001-2010](#)
- 21 [LLEGADAS DE TURISTAS HOLANDESES A COSTA RICA, POR MES. 2001-2010](#)
- 22 [LLEGADAS DE TURISTAS DE REINO UNIDO A COSTA RICA, POR MES. 2001-2010](#)
- 23 [LLEGADAS DE TURISTAS FRANCESES A COSTA RICA, POR MES. 2001-2010](#)
- 24 [LLEGADAS DE TURISTAS SUIZOS A COSTA RICA, POR MES. 2001-2010](#)
- 25 [LLEGADAS DE TURISTAS COLOMBIANOS A COSTA RICA, POR MES. 2001-2010](#)
- 26 [LLEGADAS DE TURISTAS ARGENTINOS A COSTA RICA, POR MES. 2001-2010](#)
- 27 [AMÉRICA DEL NORTE: LLEGADAS DE TURISTAS A COSTA RICA, POR MES. 2001-2010](#)
- 28 [AMÉRICA CENTRAL: LLEGADAS DE TURISTAS A COSTA RICA, POR MES. 2001-2010](#)
- 29 [EUROPA: LLEGADAS DE TURISTAS A COSTA RICA, POR MES. 2001-2010](#)
- 30 [CARIBE: LLEGADAS DE TURISTAS A COSTA RICA, POR MES. 2001-2010](#)
- 31 [AMÉRICA DEL SUR: LLEGADAS DE TURISTAS A COSTA RICA, POR MES. 2001-2010](#)
- 32 [LLEGADAS DE TURISTAS INTERNACIONALES A COSTA RICA, VÍA AÉREA, SEGÚN MES. 2001-2010](#)
- 33 [LLEGADAS DE TURISTAS INTERNACIONALES A COSTA RICA, VÍA TERRESTRE, SEGÚN MES. 2001-2010](#)
- 34 [LLEGADAS DE TURISTAS INTERNACIONALES A COSTA RICA, VÍA MARÍTIMA, SEGÚN MES. 2001-2010](#)
- 35 [LLEGADAS DE TURISTAS A COSTA RICA, COMPOSICIÓN PORCENTUAL POR VÍAS. 2001-2010](#)
- 36 [LLEGADAS DE TURISTAS ESTADOUNIDENSES A COSTA RICA Y VARIACIÓN PORCENTUAL, SEGÚN VÍAS. 2001-2010](#)
- 37 [LLEGADAS DE TURISTAS ESTADOUNIDENSES A COSTA RICA, COMPOSICIÓN PORCENTUAL POR VÍAS. 2001-2010](#)
- 38 [LLEGADAS DE TURISTAS CENTROAMERICANOS A COSTA RICA Y VARIACIÓN PORCENTUAL, SEGÚN VÍAS. 2001-2010](#)
- 39 [LLEGADAS DE TURISTAS CENTROAMERICANOS A COSTA RICA, COMPOSICIÓN PORCENTUAL POR VÍAS. 2001-2010](#)

### PARTE II. SALIDAS DE COSTARRICENSES AL EXTERIOR

**N° DESCRIPCIÓN**

- 40 [SALIDAS DE COSTARRICENSES AL EXTERIOR SEGÚN MES, POR ZONAS Y PAÍSES DE DESTINO. 2010](#)
- 41 [SALIDAS DE COSTARRICENSES AL EXTERIOR POR PAÍS Y ZONA DE DESTINO. 2008-2010](#)
- 42 [SALIDAS DE COSTARRICENSES AL EXTERIOR, POR MES. 2001-2010](#)
- 43 [SALIDAS DE COSTARRICENSES AL EXTERIOR POR ZONAS Y PAÍSES DE DESTINO. 2001-2010](#)

### **PARTE III. ASPECTOS ECONÓMICOS**

**N° DESCRIPCIÓN**

- 44 [TURISMO Y OTRAS FUENTES GENERADORAS DE DIVISAS PARA COSTA RICA. 2001-2010](#)
- 45 [INGRESOS POR TURISMO VERSUS OTRAS FUENTES DE INGRESO DE DIVISAS PARA COSTA RICA. 2003-2010](#)
- 46 [INGRESO DE DIVISAS POR CONCEPTO DE TURISMO Y RELACIÓN TURISMO/EXPORTACIONES. 2001-2010](#)
- 47 [ENTRADA DE TURISTAS INTERNACIONALES VS. SALIDA DE NACIONALES. 2001-2010](#)
- 48 [INGRESO Y EGRESO DE DIVISAS POR CONCEPTO DE TURISMO. 2001-2010](#)

### **PARTE IV. OFERTA TURÍSTICA**

**N° DESCRIPCIÓN**

- 49 [OFERTA TOTAL DE HOSPEDAJE POR CANTIDAD DE HABITACIONES Y HOTELES. 2001-2010](#)
- 50 [OFERTA TOTAL DE HOSPEDAJE POR CATEGORÍA EN ESTRELLAS SEGÚN UNIDAD DE PLANEAMIENTO. 2010](#)
- 51 [EMPRESAS CON DECLARATORIA TURÍSTICA POR CONDICIÓN DE LA EMPRESA SEGÚN TIPO. 2010](#)
- 52 [EMPRESAS CON DECLARATORIA TURÍSTICA EN PROYECTO Y EN OPERACIÓN POR TIPO DE EMPRESA, SEGÚN PROVINCIA. 2010](#)
- 53 [OFERTA DE HABITACIONES CON DECLARATORIA TURÍSTICA EN OPERACIÓN Y LLEGADAS DE TURISTAS INTERNACIONALES. 2001-2010](#)
- 54 [OFERTA DE HOSPEDAJE CON DECLARATORIA TURÍSTICA SEGÚN UNIDADES Y SUBUNIDADES DE PLANEAMIENTO. 2010](#)
- 55 [OFERTA DE HABITACIONES CON DECLARATORIA TURÍSTICA EN OPERACIÓN POR CATEGORÍA EN ESTRELLAS SEGÚN PROVINCIA. 2010](#)
- 56 [OFERTA DE RESTAURANTES CON DECLARATORIA TURÍSTICA EN OPERACIÓN POR CATEGORÍA EN TENEDORES SEGÚN PROVINCIA. 2010](#)
- 57 [OFERTA DE CENTROS NOCTURNOS CON DECLARATORIA TURÍSTICA EN OPERACIÓN POR CATEGORÍA EN COPAS SEGÚN PROVINCIA. 2010](#)
- 58 [OFERTA DE AGENCIAS DE VIAJES CON DECLARATORIA TURÍSTICA. 2001-2010](#)
- 59 [AGENCIAS DE VIAJES POR TIPO, SEGÚN PROVINCIA. 2010](#)

### **PARTE V. CRUCEROS**

**N° DESCRIPCIÓN**

- 60 [LLEGADAS DE CRUCEROS Y EXCURSIONISTAS A COSTA RICA SEGÚN MES, POR PUERTO DE ATRAQUE. 2010](#)
- 61 [LLEGADAS DE CRUCEROS Y EXCURSIONISTAS A COSTA RICA. 1996-2010](#)
- 62 [LLEGADAS DE EXCURSIONISTAS A COSTA RICA E INGRESO DE DIVISAS POR CONCEPTO DE CRUCEROS. 1996-2010](#)

### **ÍNDICE DE GRÁFICOS**

**N° DESCRIPCIÓN**

- 1 [DISTRIBUCIÓN PORCENTUAL DE LA LLEGADA DE TURISTAS INTERNACIONALES A COSTA RICA, SEGÚN ZONAS. 2010](#)
- 2 [DISTRIBUCIÓN PORCENTUAL DE LA LLEGADA DE TURISTAS INTERNACIONALES A COSTA RICA, SEGÚN VIAS. 2010](#)
- 3 [LLEGADA DE TURISTAS INTERNACIONALES A COSTA RICA. 2001-2010](#)
- 4 [INGRESO DE DIVISAS POR CONCEPTO DE TURISMO. 2001-2010](#)



**CUADRO 1**  
**LLEGADAS DE TURISTAS INTERNACIONALES A COSTA RICA, SEGÚN ZONAS Y PAÍSES, POR MES. 2010**

| PAÍSES Y/O ZONAS            | Mes            |                |                |                |                |                |                |                |                |                |                |                | Ene.-Dic.        |
|-----------------------------|----------------|----------------|----------------|----------------|----------------|----------------|----------------|----------------|----------------|----------------|----------------|----------------|------------------|
|                             | Enero          | Febrero        | Marzo          | Abril          | Mayo           | Junio          | Julio          | Agosto         | Setiembre      | Octubre        | Noviembre      | Diciembre      |                  |
| <b>GRAN TOTAL</b>           | <b>232,314</b> | <b>195,919</b> | <b>208,201</b> | <b>169,853</b> | <b>148,574</b> | <b>169,183</b> | <b>199,479</b> | <b>168,837</b> | <b>120,214</b> | <b>126,661</b> | <b>158,468</b> | <b>202,126</b> | <b>2,099,829</b> |
| <b>AMÉRICA DEL NORTE</b>    | <b>98,479</b>  | <b>101,974</b> | <b>118,590</b> | <b>83,929</b>  | <b>73,930</b>  | <b>93,469</b>  | <b>98,250</b>  | <b>75,694</b>  | <b>44,216</b>  | <b>47,276</b>  | <b>69,535</b>  | <b>99,967</b>  | <b>1,005,309</b> |
| Canadá                      | 18,343         | 19,026         | 17,675         | 10,251         | 6,230          | 4,674          | 5,855          | 5,573          | 3,231          | 4,143          | 8,510          | 16,143         | 119,654          |
| Estados Unidos              | 76,276         | 79,446         | 95,926         | 69,381         | 62,681         | 84,462         | 85,245         | 65,090         | 37,288         | 39,149         | 56,984         | 79,065         | 830,993          |
| México                      | 3,860          | 3,502          | 4,989          | 4,297          | 5,019          | 4,333          | 7,150          | 5,031          | 3,697          | 3,984          | 4,041          | 4,759          | 54,662           |
| <b>AMÉRICA CENTRAL</b>      | <b>89,444</b>  | <b>51,656</b>  | <b>48,367</b>  | <b>53,020</b>  | <b>45,392</b>  | <b>48,083</b>  | <b>54,977</b>  | <b>51,294</b>  | <b>46,253</b>  | <b>48,129</b>  | <b>48,127</b>  | <b>57,775</b>  | <b>642,517</b>   |
| Guatemala                   | 3,905          | 3,697          | 4,369          | 3,900          | 3,763          | 3,947          | 3,901          | 4,143          | 3,782          | 3,843          | 4,721          | 4,711          | 48,682           |
| El Salvador                 | 4,649          | 3,681          | 4,853          | 3,917          | 3,953          | 3,854          | 4,278          | 5,775          | 4,226          | 4,309          | 4,504          | 5,670          | 53,669           |
| Belice                      | 113            | 48             | 46             | 53             | 62             | 68             | 121            | 56             | 59             | 58             | 104            | 55             | 843              |
| Honduras                    | 3,829          | 2,224          | 2,936          | 2,541          | 2,370          | 3,125          | 3,133          | 3,023          | 2,622          | 2,933          | 2,649          | 2,658          | 34,043           |
| Nicaragua                   | 69,058         | 35,306         | 30,047         | 36,591         | 30,040         | 31,745         | 36,954         | 31,917         | 28,576         | 30,218         | 29,555         | 37,355         | 427,362          |
| Panamá                      | 7,890          | 6,700          | 6,116          | 6,018          | 5,204          | 5,344          | 6,590          | 6,380          | 6,988          | 6,768          | 6,594          | 7,326          | 77,918           |
| <b>CARIBE</b>               | <b>1,395</b>   | <b>1,128</b>   | <b>1,306</b>   | <b>1,309</b>   | <b>1,225</b>   | <b>1,119</b>   | <b>1,724</b>   | <b>1,290</b>   | <b>1,102</b>   | <b>1,034</b>   | <b>1,069</b>   | <b>878</b>     | <b>14,579</b>    |
| Cuba                        | 715            | 497            | 483            | 585            | 509            | 462            | 606            | 450            | 430            | 407            | 410            | 328            | 5,882            |
| República Dominicana        | 433            | 376            | 414            | 348            | 487            | 366            | 673            | 496            | 426            | 377            | 386            | 312            | 5,094            |
| Jamaica                     | 41             | 49             | 85             | 74             | 49             | 66             | 76             | 69             | 66             | 44             | 63             | 70             | 752              |
| Puerto Rico                 | 1              | 2              | 4              | 0              | 2              | 12             | 61             | 2              | 4              | 3              | 4              | 0              | 95               |
| Trinidad y Tobago           | 69             | 76             | 106            | 85             | 85             | 76             | 78             | 122            | 62             | 81             | 86             | 46             | 972              |
| Otros                       | 136            | 128            | 214            | 217            | 93             | 137            | 230            | 151            | 114            | 122            | 120            | 122            | 1,784            |
| <b>AMÉRICA DEL SUR</b>      | <b>12,701</b>  | <b>9,880</b>   | <b>9,658</b>   | <b>9,326</b>   | <b>9,772</b>   | <b>8,317</b>   | <b>10,550</b>  | <b>10,768</b>  | <b>9,176</b>   | <b>9,418</b>   | <b>9,635</b>   | <b>9,966</b>   | <b>119,167</b>   |
| Argentina                   | 2,744          | 2,048          | 1,808          | 1,613          | 1,535          | 1,191          | 1,598          | 1,629          | 1,238          | 1,384          | 1,498          | 1,794          | 20,080           |
| Bolivia                     | 156            | 120            | 162            | 114            | 166            | 157            | 242            | 236            | 168            | 175            | 163            | 166            | 2,025            |
| Brasil                      | 1,394          | 1,158          | 981            | 1,155          | 1,123          | 882            | 1,262          | 1,109          | 913            | 1,048          | 981            | 1,115          | 13,121           |
| Chile                       | 890            | 1,109          | 554            | 619            | 707            | 525            | 914            | 688            | 683            | 589            | 638            | 588            | 8,504            |
| Colombia                    | 3,964          | 2,450          | 2,765          | 2,517          | 2,847          | 2,485          | 3,114          | 2,835          | 2,469          | 2,484          | 2,519          | 2,550          | 32,999           |
| Ecuador                     | 466            | 357            | 391            | 439            | 462            | 412            | 479            | 484            | 468            | 363            | 366            | 352            | 5,039            |
| Paraguay                    | 83             | 50             | 53             | 45             | 42             | 50             | 66             | 112            | 85             | 71             | 77             | 52             | 786              |
| Perú                        | 790            | 735            | 645            | 670            | 766            | 708            | 743            | 878            | 731            | 832            | 870            | 754            | 9,122            |
| Uruguay                     | 237            | 236            | 293            | 260            | 228            | 261            | 262            | 249            | 217            | 223            | 224            | 215            | 2,905            |
| Venezuela                   | 1,977          | 1,617          | 2,006          | 1,894          | 1,896          | 1,646          | 1,870          | 2,548          | 2,204          | 2,249          | 2,299          | 2,380          | 24,586           |
| <b>EUROPA</b>               | <b>26,510</b>  | <b>27,703</b>  | <b>26,326</b>  | <b>19,216</b>  | <b>15,453</b>  | <b>15,313</b>  | <b>30,708</b>  | <b>26,102</b>  | <b>16,307</b>  | <b>18,056</b>  | <b>26,595</b>  | <b>29,123</b>  | <b>277,412</b>   |
| Alemania                    | 4,440          | 4,732          | 5,422          | 3,144          | 2,260          | 2,103          | 3,442          | 3,445          | 2,445          | 3,147          | 5,183          | 4,776          | 44,539           |
| Austria                     | 739            | 696            | 518            | 333            | 246            | 268            | 648            | 470            | 266            | 323            | 573            | 783            | 5,863            |
| Bélgica                     | 1,267          | 1,205          | 1,433          | 1,146          | 913            | 792            | 1,188          | 831            | 715            | 1,057          | 1,387          | 1,372          | 13,306           |
| Dinamarca                   | 424            | 565            | 414            | 243            | 193            | 280            | 472            | 132            | 148            | 275            | 327            | 361            | 3,834            |
| España                      | 2,656          | 2,586          | 3,371          | 2,561          | 2,734          | 3,709          | 7,949          | 7,700          | 4,394          | 3,636          | 3,776          | 3,420          | 48,492           |
| Finlandia                   | 326            | 244            | 216            | 125            | 86             | 83             | 88             | 102            | 65             | 93             | 190            | 312            | 1,930            |
| Francia                     | 3,975          | 4,854          | 3,922          | 2,793          | 1,888          | 1,496          | 3,066          | 3,516          | 1,276          | 1,804          | 3,242          | 3,434          | 35,266           |
| Holanda                     | 2,229          | 2,147          | 1,862          | 1,537          | 1,626          | 1,243          | 4,543          | 2,335          | 2,214          | 1,932          | 2,292          | 2,413          | 26,373           |
| Irlanda                     | 237            | 237            | 239            | 172            | 149            | 256            | 403            | 318            | 187            | 155            | 204            | 271            | 2,828            |
| Italia                      | 2,436          | 1,943          | 1,615          | 1,266          | 1,104          | 1,184          | 1,638          | 2,104          | 1,082          | 1,316          | 1,584          | 2,386          | 19,658           |
| Noruega                     | 332            | 393            | 534            | 258            | 224            | 220            | 272            | 137            | 154            | 178            | 290            | 463            | 3,455            |
| Polonia                     | 252            | 214            | 230            | 176            | 89             | 111            | 134            | 160            | 116            | 137            | 288            | 178            | 2,085            |
| Portugal                    | 163            | 167            | 253            | 153            | 210            | 128            | 222            | 323            | 169            | 184            | 190            | 201            | 2,363            |
| Reino Unido                 | 2,908          | 4,295          | 3,009          | 2,638          | 1,845          | 1,874          | 4,159          | 2,815          | 1,567          | 1,781          | 3,871          | 3,983          | 34,745           |
| Republica Checa             | 259            | 189            | 218            | 383            | 252            | 79             | 72             | 80             | 98             | 106            | 240            | 208            | 2,184            |
| Rusia                       | 320            | 182            | 221            | 255            | 174            | 117            | 174            | 137            | 168            | 205            | 300            | 310            | 2,563            |
| Suecia                      | 1,009          | 914            | 767            | 391            | 297            | 286            | 351            | 214            | 205            | 375            | 597            | 1,546          | 6,952            |
| Suiza                       | 1,679          | 1,458          | 1,403          | 1,104          | 772            | 697            | 1,437          | 779            | 660            | 989            | 1,454          | 1,904          | 14,336           |
| Otros                       | 859            | 682            | 679            | 538            | 391            | 387            | 450            | 504            | 378            | 363            | 607            | 802            | 6,640            |
| <b>ASIA - ORIENTE MEDIO</b> | <b>2,710</b>   | <b>2,735</b>   | <b>3,044</b>   | <b>2,294</b>   | <b>2,048</b>   | <b>2,057</b>   | <b>2,500</b>   | <b>2,806</b>   | <b>2,470</b>   | <b>2,057</b>   | <b>2,528</b>   | <b>3,144</b>   | <b>30,393</b>    |
| China (Rep. Popular)        | 331            | 296            | 323            | 261            | 282            | 246            | 289            | 333            | 253            | 278            | 390            | 307            | 3,589            |
| China (Taiwan)              | 224            | 220            | 242            | 184            | 213            | 195            | 219            | 150            | 174            | 240            | 278            | 221            | 2,560            |
| Corea (Sur y Norte)         | 340            | 249            | 276            | 246            | 230            | 299            | 273            | 312            | 197            | 218            | 271            | 325            | 3,236            |
| Israel                      | 766            | 895            | 1,021          | 632            | 458            | 592            | 887            | 1,007          | 1,041          | 602            | 631            | 979            | 9,511            |
| Japón                       | 426            | 538            | 503            | 443            | 249            | 272            | 391            | 514            | 362            | 346            | 415            | 567            | 5,026            |
| Otros                       | 623            | 537            | 679            | 528            | 616            | 453            | 441            | 490            | 443            | 373            | 543            | 745            | 6,471            |
| <b>ÁFRICA</b>               | <b>162</b>     | <b>138</b>     | <b>191</b>     | <b>164</b>     | <b>157</b>     | <b>138</b>     | <b>150</b>     | <b>186</b>     | <b>143</b>     | <b>85</b>      | <b>139</b>     | <b>170</b>     | <b>1,823</b>     |
| <b>OTRAS ZONAS</b>          | <b>913</b>     | <b>705</b>     | <b>718</b>     | <b>594</b>     | <b>597</b>     | <b>687</b>     | <b>598</b>     | <b>697</b>     | <b>547</b>     | <b>605</b>     | <b>840</b>     | <b>1,096</b>   | <b>8,597</b>     |
| No Indicado                 | 0              | 0              | 1              | 1              | 0              | 0              | 22             | 0              | 0              | 1              | 0              | 7              | 32               |



**CUADRO 2**  
**LLEGADAS DE TURISTAS INTERNACIONALES A COSTA RICA, VÍA AÉREA, SEGÚN ZONAS Y PAÍSES, POR MES. 2010**

| PAÍSES Y/O ZONAS            | Mes            |                |                |                |                |                |                |                |               |               |                |                | Ene.-Dic.        |
|-----------------------------|----------------|----------------|----------------|----------------|----------------|----------------|----------------|----------------|---------------|---------------|----------------|----------------|------------------|
|                             | Enero          | Febrero        | Marzo          | Abril          | Mayo           | Junio          | Julio          | Agosto         | Setiembre     | Octubre       | Noviembre      | Diciembre      |                  |
| <b>GRAN TOTAL</b>           | <b>138,329</b> | <b>139,530</b> | <b>155,451</b> | <b>114,292</b> | <b>101,794</b> | <b>119,332</b> | <b>141,122</b> | <b>111,552</b> | <b>72,939</b> | <b>76,623</b> | <b>107,342</b> | <b>139,674</b> | <b>1,417,980</b> |
| <b>AMÉRICA DEL NORTE</b>    | <b>92,422</b>  | <b>96,160</b>  | <b>112,643</b> | <b>79,312</b>  | <b>69,756</b>  | <b>88,186</b>  | <b>92,508</b>  | <b>69,966</b>  | <b>40,651</b> | <b>43,169</b> | <b>64,804</b>  | <b>94,660</b>  | <b>944,237</b>   |
| Canadá                      | 16,651         | 17,257         | 16,193         | 9,322          | 5,447          | 3,905          | 5,213          | 4,700          | 2,746         | 3,617         | 7,702          | 15,084         | 107,837          |
| Estados Unidos              | 72,185         | 75,613         | 91,791         | 66,029         | 59,611         | 80,248         | 80,793         | 60,582         | 34,467        | 35,823        | 53,364         | 75,190         | 785,696          |
| México                      | 3,586          | 3,290          | 4,659          | 3,961          | 4,698          | 4,033          | 6,502          | 4,684          | 3,438         | 3,729         | 3,738          | 4,386          | 50,704           |
| <b>AMÉRICA CENTRAL</b>      | <b>7,518</b>   | <b>6,889</b>   | <b>7,942</b>   | <b>7,261</b>   | <b>7,373</b>   | <b>8,192</b>   | <b>8,137</b>   | <b>7,953</b>   | <b>7,792</b>  | <b>7,442</b>  | <b>8,496</b>   | <b>7,952</b>   | <b>92,947</b>    |
| Guatemala                   | 2,251          | 2,065          | 2,576          | 2,247          | 2,083          | 2,413          | 2,296          | 2,319          | 2,351         | 2,122         | 2,724          | 2,635          | 28,082           |
| El Salvador                 | 1,694          | 1,565          | 1,732          | 1,504          | 1,682          | 1,608          | 1,794          | 1,846          | 1,789         | 1,737         | 1,822          | 1,786          | 20,559           |
| Belice                      | 73             | 39             | 35             | 40             | 57             | 42             | 58             | 43             | 43            | 48            | 95             | 40             | 613              |
| Honduras                    | 1,180          | 932            | 1,141          | 970            | 1,040          | 1,596          | 1,310          | 1,230          | 1,236         | 1,060         | 1,114          | 1,053          | 13,862           |
| Nicaragua                   | 866            | 819            | 828            | 900            | 825            | 955            | 1,052          | 937            | 958           | 948           | 969            | 840            | 10,897           |
| Panamá                      | 1,454          | 1,469          | 1,630          | 1,600          | 1,686          | 1,578          | 1,627          | 1,578          | 1,415         | 1,527         | 1,772          | 1,598          | 18,934           |
| <b>CARIBE</b>               | <b>1,335</b>   | <b>1,086</b>   | <b>1,241</b>   | <b>1,234</b>   | <b>1,153</b>   | <b>1,051</b>   | <b>1,647</b>   | <b>1,211</b>   | <b>1,041</b>  | <b>970</b>    | <b>1,006</b>   | <b>807</b>     | <b>13,782</b>    |
| Cuba                        | 683            | 479            | 450            | 562            | 484            | 441            | 585            | 420            | 417           | 375           | 390            | 308            | 5,594            |
| República Dominicana        | 410            | 353            | 390            | 321            | 450            | 338            | 631            | 462            | 388           | 359           | 362            | 280            | 4,744            |
| Jamaica                     | 41             | 49             | 85             | 70             | 47             | 61             | 72             | 65             | 62            | 41            | 58             | 64             | 715              |
| Puerto Rico                 | 1              | 2              | 4              | 0              | 2              | 12             | 61             | 2              | 4             | 3             | 4              | 0              | 95               |
| Trinidad y Tobago           | 69             | 76             | 104            | 84             | 83             | 75             | 76             | 116            | 61            | 78            | 80             | 44             | 946              |
| Otros                       | 131            | 127            | 208            | 197            | 87             | 124            | 222            | 146            | 109           | 114           | 112            | 111            | 1,688            |
| <b>AMÉRICA DEL SUR</b>      | <b>11,536</b>  | <b>8,920</b>   | <b>8,597</b>   | <b>8,339</b>   | <b>8,831</b>   | <b>7,436</b>   | <b>9,550</b>   | <b>9,629</b>   | <b>8,275</b>  | <b>8,483</b>  | <b>8,619</b>   | <b>8,793</b>   | <b>107,008</b>   |
| Argentina                   | 2,416          | 1,777          | 1,528          | 1,368          | 1,285          | 979            | 1,362          | 1,345          | 1,055         | 1,120         | 1,258          | 1,533          | 17,026           |
| Bolivia                     | 135            | 113            | 137            | 96             | 153            | 136            | 207            | 193            | 151           | 152           | 145            | 137            | 1,755            |
| Brasil                      | 1,247          | 1,080          | 901            | 1,042          | 1,037          | 789            | 1,132          | 1,011          | 830           | 984           | 910            | 997            | 11,960           |
| Chile                       | 807            | 981            | 481            | 562            | 656            | 452            | 831            | 634            | 605           | 532           | 565            | 504            | 7,610            |
| Colombia                    | 3,634          | 2,258          | 2,498          | 2,280          | 2,613          | 2,287          | 2,860          | 2,624          | 2,281         | 2,280         | 2,303          | 2,273          | 30,191           |
| Ecuador                     | 453            | 327            | 377            | 426            | 434            | 388            | 462            | 450            | 443           | 340           | 346            | 326            | 4,772            |
| Paraguay                    | 81             | 42             | 49             | 42             | 38             | 45             | 58             | 106            | 81            | 68            | 75             | 44             | 729              |
| Perú                        | 733            | 689            | 607            | 616            | 731            | 675            | 705            | 830            | 699           | 781           | 848            | 714            | 8,628            |
| Uruguay                     | 204            | 208            | 259            | 239            | 195            | 220            | 232            | 215            | 180           | 191           | 203            | 180            | 2,526            |
| Venezuela                   | 1,826          | 1,445          | 1,760          | 1,668          | 1,689          | 1,465          | 1,701          | 2,221          | 1,950         | 2,035         | 1,966          | 2,085          | 21,811           |
| <b>EUROPA</b>               | <b>22,496</b>  | <b>23,597</b>  | <b>21,728</b>  | <b>15,696</b>  | <b>12,434</b>  | <b>12,287</b>  | <b>26,626</b>  | <b>19,907</b>  | <b>12,751</b> | <b>14,488</b> | <b>21,634</b>  | <b>24,006</b>  | <b>227,650</b>   |
| Alemania                    | 3,579          | 4,035          | 4,488          | 2,391          | 1,812          | 1,587          | 2,892          | 2,620          | 1,730         | 2,456         | 4,164          | 3,754          | 35,508           |
| Austria                     | 610            | 605            | 420            | 280            | 192            | 192            | 555            | 326            | 187           | 249           | 455            | 654            | 4,725            |
| Bélgica                     | 1,052          | 939            | 1,072          | 975            | 669            | 597            | 1,024          | 601            | 572           | 829           | 1,071          | 1,121          | 10,522           |
| Dinamarca                   | 350            | 477            | 315            | 170            | 127            | 216            | 366            | 82             | 121           | 204           | 219            | 307            | 2,954            |
| España                      | 2,376          | 2,355          | 3,018          | 2,266          | 2,426          | 3,411          | 7,440          | 6,411          | 3,849         | 3,203         | 3,237          | 2,962          | 42,954           |
| Finlandia                   | 247            | 154            | 139            | 104            | 67             | 60             | 64             | 71             | 52            | 54            | 143            | 265            | 1,420            |
| Francia                     | 3,536          | 4,322          | 3,495          | 2,386          | 1,619          | 1,218          | 2,697          | 2,916          | 1,015         | 1,495         | 2,882          | 2,962          | 30,543           |
| Holanda                     | 1,856          | 1,761          | 1,379          | 1,209          | 1,297          | 900            | 3,872          | 1,504          | 1,624         | 1,354         | 1,667          | 1,830          | 20,253           |
| Irlanda                     | 193            | 191            | 174            | 130            | 109            | 193            | 291            | 178            | 112           | 109           | 154            | 212            | 2,046            |
| Italia                      | 2,050          | 1,523          | 1,297          | 1,005          | 854            | 968            | 1,389          | 1,549          | 859           | 1,090         | 1,363          | 2,052          | 15,999           |
| Noruega                     | 275            | 329            | 405            | 172            | 178            | 159            | 218            | 109            | 118           | 129           | 183            | 353            | 2,628            |
| Polonia                     | 200            | 184            | 179            | 145            | 75             | 84             | 109            | 115            | 88            | 104           | 232            | 129            | 1,644            |
| Portugal                    | 152            | 146            | 236            | 141            | 190            | 118            | 212            | 292            | 140           | 156           | 165            | 184            | 2,132            |
| Reino Unido                 | 2,494          | 3,712          | 2,517          | 2,132          | 1,376          | 1,360          | 3,416          | 1,817          | 1,070         | 1,419         | 3,130          | 3,257          | 27,700           |
| Republica Checa             | 230            | 165            | 174            | 322            | 174            | 70             | 56             | 60             | 82            | 85            | 188            | 167            | 1,773            |
| Rusia                       | 297            | 154            | 198            | 246            | 135            | 93             | 160            | 123            | 143           | 177           | 245            | 257            | 2,228            |
| Suecia                      | 883            | 748            | 573            | 271            | 197            | 198            | 265            | 163            | 176           | 300           | 496            | 1,335          | 5,605            |
| Suiza                       | 1,424          | 1,247          | 1,149          | 908            | 597            | 548            | 1,227          | 566            | 519           | 801           | 1,158          | 1,555          | 11,699           |
| Otros                       | 692            | 550            | 500            | 443            | 340            | 315            | 373            | 404            | 294           | 274           | 482            | 650            | 5,317            |
| <b>ASIA - ORIENTE MEDIO</b> | <b>2,299</b>   | <b>2,307</b>   | <b>2,598</b>   | <b>1,905</b>   | <b>1,741</b>   | <b>1,670</b>   | <b>2,084</b>   | <b>2,325</b>   | <b>2,040</b>  | <b>1,637</b>  | <b>2,128</b>   | <b>2,606</b>   | <b>25,340</b>    |
| China (Rep. Popular)        | 314            | 281            | 306            | 244            | 270            | 232            | 270            | 317            | 240           | 259           | 370            | 279            | 3,382            |
| China (Taiwan)              | 151            | 134            | 128            | 135            | 175            | 126            | 157            | 107            | 134           | 160           | 183            | 148            | 1,738            |
| Corea (Sur y Norte)         | 256            | 196            | 233            | 180            | 180            | 270            | 216            | 270            | 153           | 184           | 224            | 259            | 2,621            |
| Israel                      | 659            | 767            | 875            | 496            | 367            | 393            | 716            | 717            | 811           | 430           | 471            | 800            | 7,502            |
| Japón                       | 357            | 448            | 422            | 384            | 205            | 241            | 331            | 466            | 311           | 296           | 375            | 485            | 4,321            |
| Otros                       | 562            | 481            | 634            | 466            | 544            | 408            | 394            | 448            | 391           | 308           | 505            | 635            | 5,776            |
| <b>ÁFRICA</b>               | <b>148</b>     | <b>122</b>     | <b>182</b>     | <b>145</b>     | <b>137</b>     | <b>123</b>     | <b>136</b>     | <b>152</b>     | <b>95</b>     | <b>72</b>     | <b>117</b>     | <b>138</b>     | <b>1,567</b>     |
| <b>OTRAS ZONAS</b>          | <b>575</b>     | <b>449</b>     | <b>519</b>     | <b>400</b>     | <b>369</b>     | <b>387</b>     | <b>416</b>     | <b>409</b>     | <b>294</b>    | <b>362</b>    | <b>538</b>     | <b>712</b>     | <b>5,430</b>     |
| No Indicado                 | 0              | 0              | 1              | 0              | 0              | 0              | 18             | 0              | 0             | 0             | 0              | 0              | 19               |





**CUADRO 3**  
**LLEGADAS DE TURISTAS INTERNACIONALES A COSTA RICA, AEROPUERTO JUAN SANTAMARÍA, SEGÚN ZONAS Y PAÍSES, POR MES. 2010**

| PAÍSES Y/O ZONAS            | Mes            |                |                |               |               |                |                |               |               |               |               |                | Ene.-Dic.        |
|-----------------------------|----------------|----------------|----------------|---------------|---------------|----------------|----------------|---------------|---------------|---------------|---------------|----------------|------------------|
|                             | Enero          | Febrero        | Marzo          | Abril         | Mayo          | Junio          | Julio          | Agosto        | Setiembre     | Octubre       | Noviembre     | Diciembre      |                  |
| <b>GRAN TOTAL</b>           | <b>113,578</b> | <b>113,448</b> | <b>125,936</b> | <b>93,749</b> | <b>87,472</b> | <b>101,716</b> | <b>119,716</b> | <b>96,963</b> | <b>66,900</b> | <b>68,835</b> | <b>88,924</b> | <b>112,688</b> | <b>1,189,925</b> |
| <b>AMÉRICA DEL NORTE</b>    | <b>69,589</b>  | <b>71,802</b>  | <b>84,900</b>  | <b>60,617</b> | <b>56,865</b> | <b>71,519</b>  | <b>73,124</b>  | <b>56,724</b> | <b>35,318</b> | <b>36,278</b> | <b>49,116</b> | <b>71,177</b>  | <b>737,029</b>   |
| Canadá                      | 8,626          | 9,531          | 8,756          | 4,909         | 3,624         | 2,636          | 3,890          | 3,226         | 2,021         | 2,572         | 4,539         | 8,529          | 62,859           |
| Estados Unidos              | 57,408         | 59,012         | 71,514         | 51,788        | 48,594        | 64,909         | 62,857         | 48,860        | 29,875        | 30,003        | 40,891        | 58,317         | 624,028          |
| México                      | 3,555          | 3,259          | 4,630          | 3,920         | 4,647         | 3,974          | 6,377          | 4,638         | 3,422         | 3,703         | 3,686         | 4,331          | 50,142           |
| <b>AMÉRICA CENTRAL</b>      | <b>7,474</b>   | <b>6,811</b>   | <b>7,800</b>   | <b>7,062</b>  | <b>7,290</b>  | <b>8,094</b>   | <b>7,997</b>   | <b>7,816</b>  | <b>7,718</b>  | <b>7,373</b>  | <b>8,386</b>  | <b>7,640</b>   | <b>91,461</b>    |
| Guatemala                   | 2,237          | 2,051          | 2,539          | 2,199         | 2,061         | 2,392          | 2,256          | 2,285         | 2,326         | 2,100         | 2,689         | 2,577          | 27,712           |
| El Salvador                 | 1,687          | 1,535          | 1,715          | 1,457         | 1,660         | 1,585          | 1,763          | 1,816         | 1,781         | 1,722         | 1,785         | 1,591          | 20,097           |
| Belice                      | 73             | 39             | 35             | 40            | 56            | 42             | 58             | 43            | 42            | 48            | 95            | 40             | 611              |
| Honduras                    | 1,179          | 930            | 1,131          | 967           | 1,030         | 1,593          | 1,301          | 1,193         | 1,232         | 1,055         | 1,104         | 1,043          | 13,758           |
| Nicaragua                   | 854            | 799            | 803            | 862           | 803           | 919            | 1,031          | 923           | 941           | 932           | 955           | 808            | 10,630           |
| Panamá                      | 1,444          | 1,457          | 1,577          | 1,537         | 1,680         | 1,563          | 1,588          | 1,556         | 1,396         | 1,516         | 1,758         | 1,581          | 18,653           |
| <b>CARIBE</b>               | <b>1,312</b>   | <b>1,068</b>   | <b>1,212</b>   | <b>1,183</b>  | <b>1,132</b>  | <b>1,025</b>   | <b>1,621</b>   | <b>1,176</b>  | <b>1,023</b>  | <b>957</b>    | <b>992</b>    | <b>786</b>     | <b>13,487</b>    |
| Cuba                        | 683            | 477            | 448            | 559           | 481           | 438            | 582            | 411           | 416           | 375           | 387           | 306            | 5,563            |
| República Dominicana        | 408            | 352            | 386            | 311           | 442           | 333            | 624            | 459           | 382           | 358           | 357           | 275            | 4,687            |
| Jamaica                     | 40             | 49             | 79             | 59            | 44            | 61             | 67             | 63            | 59            | 40            | 56            | 63             | 680              |
| Puerto Rico                 | 1              | 2              | 4              |               | 2             | 12             | 61             | 2             | 4             | 3             | 4             |                | 95               |
| Trinidad y Tobago           | 66             | 74             | 99             | 76            | 79            | 70             | 71             | 110           | 60            | 75            | 80            | 43             | 903              |
| Otros                       | 114            | 114            | 196            | 178           | 84            | 111            | 216            | 131           | 102           | 106           | 108           | 99             | 1,559            |
| <b>AMÉRICA DEL SUR</b>      | <b>11,450</b>  | <b>8,775</b>   | <b>8,470</b>   | <b>8,145</b>  | <b>8,530</b>  | <b>7,365</b>   | <b>9,416</b>   | <b>9,531</b>  | <b>8,223</b>  | <b>8,381</b>  | <b>8,561</b>  | <b>8,668</b>   | <b>105,515</b>   |
| Argentina                   | 2,388          | 1,738          | 1,500          | 1,345         | 1,225         | 970            | 1,346          | 1,336         | 1,052         | 1,100         | 1,236         | 1,520          | 16,756           |
| Bolivia                     | 135            | 113            | 137            | 96            | 150           | 134            | 207            | 192           | 151           | 151           | 145           | 137            | 1,748            |
| Brasil                      | 1,231          | 1,051          | 866            | 1,032         | 999           | 771            | 1,104          | 994           | 823           | 953           | 899           | 970            | 11,693           |
| Chile                       | 800            | 952            | 475            | 550           | 629           | 442            | 813            | 624           | 599           | 527           | 559           | 500            | 7,470            |
| Colombia                    | 3,628          | 2,244          | 2,483          | 2,236         | 2,487         | 2,277          | 2,827          | 2,592         | 2,267         | 2,266         | 2,299         | 2,236          | 29,842           |
| Ecuador                     | 446            | 323            | 370            | 390           | 423           | 385            | 455            | 445           | 441           | 334           | 345           | 320            | 4,677            |
| Paraguay                    | 81             | 42             | 49             | 40            | 38            | 45             | 57             | 106           | 81            | 67            | 75            | 44             | 725              |
| Perú                        | 728            | 686            | 602            | 611           | 716           | 671            | 693            | 824           | 690           | 773           | 843           | 712            | 8,549            |
| Uruguay                     | 204            | 207            | 259            | 230           | 195           | 220            | 229            | 215           | 180           | 187           | 200           | 180            | 2,506            |
| Venezuela                   | 1,809          | 1,419          | 1,729          | 1,615         | 1,668         | 1,450          | 1,685          | 2,203         | 1,939         | 2,023         | 1,960         | 2,049          | 21,549           |
| <b>EUROPA</b>               | <b>20,916</b>  | <b>22,259</b>  | <b>20,466</b>  | <b>14,437</b> | <b>11,510</b> | <b>11,655</b>  | <b>25,050</b>  | <b>18,968</b> | <b>12,238</b> | <b>13,837</b> | <b>19,199</b> | <b>21,199</b>  | <b>211,734</b>   |
| Alemania                    | 3,470          | 3,955          | 4,383          | 2,335         | 1,785         | 1,556          | 2,826          | 2,612         | 1,704         | 2,421         | 3,868         | 3,507          | 34,422           |
| Austria                     | 595            | 592            | 412            | 261           | 184           | 186            | 540            | 314           | 183           | 239           | 440           | 630            | 4,576            |
| Bélgica                     | 553            | 628            | 773            | 649           | 322           | 394            | 991            | 398           | 353           | 484           | 726           | 707            | 6,978            |
| Dinamarca                   | 339            | 463            | 287            | 160           | 112           | 206            | 355            | 80            | 120           | 195           | 205           | 291            | 2,813            |
| España                      | 2,335          | 2,334          | 2,969          | 2,241         | 2,395         | 3,373          | 7,378          | 6,357         | 3,807         | 3,174         | 3,197         | 2,920          | 42,480           |
| Finlandia                   | 241            | 134            | 133            | 98            | 63            | 57             | 62             | 66            | 49            | 53            | 129           | 223            | 1,308            |
| Francia                     | 3,322          | 4,081          | 3,323          | 2,248         | 1,566         | 1,149          | 2,616          | 2,753         | 993           | 1,453         | 2,786         | 2,763          | 29,053           |
| Holanda                     | 1,763          | 1,659          | 1,293          | 1,139         | 1,241         | 863            | 3,806          | 1,460         | 1,554         | 1,317         | 1,589         | 1,708          | 19,392           |
| Irlanda                     | 183            | 181            | 158            | 119           | 102           | 183            | 268            | 163           | 109           | 106           | 133           | 169            | 1,874            |
| Italia                      | 1,896          | 1,413          | 1,211          | 963           | 816           | 941            | 1,340          | 1,459         | 847           | 1,075         | 1,271         | 1,889          | 15,121           |
| Noruega                     | 266            | 300            | 387            | 163           | 174           | 156            | 209            | 102           | 111           | 126           | 165           | 325            | 2,484            |
| Polonia                     | 184            | 172            | 161            | 133           | 69            | 72             | 96             | 96            | 76            | 98            | 196           | 104            | 1,457            |
| Portugal                    | 138            | 140            | 217            | 135           | 184           | 117            | 209            | 282           | 132           | 148           | 159           | 175            | 2,036            |
| Reino Unido                 | 2,242          | 3,454          | 2,285          | 1,912         | 1,265         | 1,252          | 2,371          | 1,637         | 1,011         | 1,339         | 1,912         | 2,073          | 22,753           |
| Republica Checa             | 228            | 157            | 168            | 113           | 47            | 66             | 50             | 54            | 82            | 85            | 166           | 148            | 1,364            |
| Rusia                       | 269            | 139            | 181            | 227           | 124           | 91             | 147            | 96            | 138           | 174           | 230           | 225            | 2,041            |
| Suecia                      | 856            | 728            | 543            | 248           | 185           | 189            | 249            | 158           | 171           | 293           | 478           | 1,286          | 5,384            |
| Suiza                       | 1,395          | 1,211          | 1,115          | 895           | 587           | 515            | 1,203          | 551           | 509           | 788           | 1,139         | 1,503          | 11,411           |
| Otros                       | 641            | 518            | 467            | 398           | 289           | 289            | 334            | 330           | 289           | 269           | 410           | 553            | 4,787            |
| <b>ASIA - ORIENTE MEDIO</b> | <b>2,171</b>   | <b>2,218</b>   | <b>2,462</b>   | <b>1,807</b>  | <b>1,683</b>  | <b>1,597</b>   | <b>2,002</b>   | <b>2,240</b>  | <b>2,006</b>  | <b>1,601</b>  | <b>2,058</b>  | <b>2,434</b>   | <b>24,279</b>    |
| China (Rep. Popular)        | 312            | 265            | 281            | 242           | 270           | 229            | 267            | 308           | 240           | 258           | 364           | 267            | 3,303            |
| China (Taiwan)              | 151            | 131            | 121            | 134           | 173           | 126            | 155            | 106           | 134           | 159           | 183           | 143            | 1,716            |
| Corea (Sur y Norte)         | 254            | 190            | 226            | 178           | 179           | 269            | 212            | 265           | 153           | 183           | 222           | 245            | 2,576            |
| Israel                      | 647            | 751            | 856            | 481           | 363           | 387            | 692            | 705           | 796           | 421           | 462           | 779            | 7,340            |
| Japón                       | 336            | 431            | 403            | 349           | 194           | 221            | 320            | 443           | 304           | 290           | 364           | 441            | 4,096            |
| Otros                       | 471            | 450            | 575            | 423           | 504           | 365            | 356            | 413           | 379           | 290           | 463           | 559            | 5,248            |
| <b>ÁFRICA</b>               | <b>135</b>     | <b>109</b>     | <b>161</b>     | <b>139</b>    | <b>122</b>    | <b>108</b>     | <b>123</b>     | <b>145</b>    | <b>92</b>     | <b>71</b>     | <b>110</b>    | <b>122</b>     | <b>1,437</b>     |
| <b>OTRAS ZONAS</b>          | <b>531</b>     | <b>406</b>     | <b>464</b>     | <b>359</b>    | <b>340</b>    | <b>353</b>     | <b>368</b>     | <b>363</b>    | <b>282</b>    | <b>337</b>    | <b>502</b>    | <b>662</b>     | <b>4,967</b>     |
| No Indicado                 |                |                | 1              |               |               |                | 15             |               |               |               |               |                | 16               |





**CUADRO 5**  
**LLEGADAS DE TURISTAS INTERNACIONALES A COSTA RICA, VÍA TERRESTRE, SEGÚN ZONAS Y PAÍSES, POR MES. 2010**

| PAÍSES Y/O ZONAS            | Mes           |               |               |               |               |               |               |               |               |               |               |               | Ene.-Dic.      |
|-----------------------------|---------------|---------------|---------------|---------------|---------------|---------------|---------------|---------------|---------------|---------------|---------------|---------------|----------------|
|                             | Enero         | Febrero       | Marzo         | Abril         | Mayo          | Junio         | Julio         | Agosto        | Setiembre     | Octubre       | Noviembre     | Diciembre     |                |
| <b>GRAN TOTAL</b>           | <b>93,329</b> | <b>55,727</b> | <b>52,619</b> | <b>55,157</b> | <b>46,450</b> | <b>49,707</b> | <b>58,123</b> | <b>57,156</b> | <b>47,189</b> | <b>49,654</b> | <b>50,524</b> | <b>61,534</b> | <b>677,169</b> |
| <b>AMÉRICA DEL NORTE</b>    | <b>5,529</b>  | <b>5,408</b>  | <b>5,860</b>  | <b>4,456</b>  | <b>3,947</b>  | <b>5,202</b>  | <b>5,625</b>  | <b>5,656</b>  | <b>3,531</b>  | <b>3,921</b>  | <b>4,359</b>  | <b>4,788</b>  | <b>58,282</b>  |
| Canadá                      | 1,659         | 1,753         | 1,475         | 911           | 771           | 762           | 640           | 865           | 485           | 509           | 803           | 1,007         | 11,640         |
| Estados Unidos              | 3,603         | 3,452         | 4,059         | 3,224         | 2,932         | 4,143         | 4,343         | 4,451         | 2,788         | 3,164         | 3,253         | 3,429         | 42,841         |
| México                      | 267           | 203           | 326           | 321           | 244           | 297           | 642           | 340           | 258           | 248           | 303           | 352           | 3,801          |
| <b>AMÉRICA CENTRAL</b>      | <b>81,913</b> | <b>44,759</b> | <b>40,419</b> | <b>45,751</b> | <b>38,002</b> | <b>39,884</b> | <b>46,826</b> | <b>43,337</b> | <b>38,459</b> | <b>40,676</b> | <b>39,620</b> | <b>49,819</b> | <b>549,465</b> |
| Guatemala                   | 1,652         | 1,632         | 1,793         | 1,653         | 1,676         | 1,534         | 1,600         | 1,824         | 1,431         | 1,719         | 1,997         | 2,075         | 20,586         |
| El Salvador                 | 2,955         | 2,116         | 3,121         | 2,413         | 2,264         | 2,246         | 2,484         | 3,929         | 2,437         | 2,571         | 2,682         | 3,883         | 33,101         |
| Belice                      | 40            | 9             | 11            | 13            | 5             | 26            | 63            | 13            | 16            | 10            | 9             | 15            | 230            |
| Honduras                    | 2,646         | 1,291         | 1,795         | 1,569         | 1,327         | 1,529         | 1,822         | 1,793         | 1,386         | 1,872         | 1,533         | 1,605         | 20,168         |
| Nicaragua                   | 68,192        | 34,486        | 29,218        | 35,689        | 29,215        | 30,783        | 35,899        | 30,978        | 27,618        | 29,266        | 28,584        | 36,514        | 416,442        |
| Panamá                      | 6,428         | 5,225         | 4,481         | 4,414         | 3,515         | 3,766         | 4,958         | 4,800         | 5,571         | 5,238         | 4,815         | 5,727         | 58,938         |
| <b>CARIBE</b>               | <b>60</b>     | <b>42</b>     | <b>65</b>     | <b>74</b>     | <b>72</b>     | <b>68</b>     | <b>77</b>     | <b>79</b>     | <b>61</b>     | <b>63</b>     | <b>60</b>     | <b>70</b>     | <b>791</b>     |
| Cuba                        | 32            | 18            | 33            | 23            | 25            | 21            | 21            | 30            | 13            | 32            | 20            | 20            | 288            |
| República Dominicana        | 23            | 23            | 24            | 27            | 37            | 28            | 42            | 34            | 38            | 18            | 21            | 31            | 346            |
| Jamaica                     | 0             | 0             | 0             | 3             | 2             | 5             | 4             | 4             | 4             | 3             | 5             | 6             | 36             |
| Puerto Rico                 | 0             | 0             | 0             | 0             | 0             | 0             | 0             | 0             | 0             | 0             | 0             | 0             | 0              |
| Trinidad y Tobago           | 0             | 0             | 2             | 1             | 2             | 1             | 2             | 6             | 1             | 3             | 6             | 2             | 26             |
| Otros                       | 5             | 1             | 6             | 20            | 6             | 13            | 8             | 5             | 5             | 7             | 8             | 11            | 95             |
| <b>AMÉRICA DEL SUR</b>      | <b>1,158</b>  | <b>953</b>    | <b>1,055</b>  | <b>975</b>    | <b>923</b>    | <b>867</b>    | <b>962</b>    | <b>1,128</b>  | <b>896</b>    | <b>917</b>    | <b>1,006</b>  | <b>1,148</b>  | <b>11,988</b>  |
| Argentina                   | 327           | 269           | 280           | 245           | 246           | 212           | 236           | 280           | 183           | 261           | 239           | 259           | 3,037          |
| Bolivia                     | 21            | 6             | 25            | 18            | 13            | 21            | 35            | 43            | 17            | 23            | 17            | 29            | 268            |
| Brasil                      | 144           | 78            | 80            | 113           | 86            | 87            | 130           | 98            | 82            | 64            | 71            | 112           | 1,145          |
| Chile                       | 83            | 128           | 73            | 57            | 50            | 73            | 82            | 54            | 77            | 57            | 73            | 84            | 891            |
| Colombia                    | 329           | 192           | 266           | 235           | 233           | 197           | 251           | 209           | 188           | 204           | 216           | 276           | 2,796          |
| Ecuador                     | 12            | 28            | 14            | 13            | 27            | 21            | 15            | 33            | 24            | 22            | 19            | 24            | 252            |
| Paraguay                    | 2             | 8             | 4             | 3             | 3             | 5             | 9             | 6             | 4             | 3             | 2             | 8             | 57             |
| Perú                        | 57            | 46            | 38            | 54            | 34            | 32            | 37            | 48            | 32            | 43            | 22            | 36            | 479            |
| Uruguay                     | 33            | 28            | 33            | 21            | 33            | 39            | 31            | 34            | 37            | 31            | 21            | 31            | 372            |
| Venezuela                   | 150           | 170           | 242           | 216           | 198           | 180           | 136           | 323           | 252           | 209           | 326           | 289           | 2,691          |
| <b>EUROPA</b>               | <b>3,942</b>  | <b>3,909</b>  | <b>4,580</b>  | <b>3,343</b>  | <b>2,988</b>  | <b>3,001</b>  | <b>4,049</b>  | <b>6,173</b>  | <b>3,539</b>  | <b>3,444</b>  | <b>4,787</b>  | <b>4,851</b>  | <b>48,606</b>  |
| Alemania                    | 852           | 693           | 933           | 642           | 445           | 513           | 548           | 824           | 714           | 655           | 991           | 974           | 8,784          |
| Austria                     | 128           | 91            | 98            | 47            | 54            | 76            | 91            | 144           | 79            | 74            | 111           | 127           | 1,120          |
| Bélgica                     | 214           | 266           | 361           | 170           | 244           | 195           | 163           | 228           | 143           | 228           | 313           | 239           | 2,764          |
| Dinamarca                   | 74            | 88            | 97            | 73            | 65            | 63            | 105           | 50            | 27            | 70            | 107           | 54            | 873            |
| España                      | 277           | 231           | 349           | 295           | 307           | 298           | 506           | 1,289         | 545           | 432           | 504           | 453           | 5,486          |
| Finlandia                   | 76            | 89            | 77            | 21            | 19            | 23            | 23            | 31            | 13            | 25            | 47            | 47            | 491            |
| Francia                     | 434           | 513           | 426           | 397           | 267           | 278           | 367           | 599           | 261           | 304           | 338           | 456           | 4,640          |
| Holanda                     | 371           | 384           | 482           | 323           | 329           | 341           | 666           | 831           | 590           | 573           | 619           | 566           | 6,075          |
| Irlanda                     | 43            | 42            | 65            | 40            | 40            | 63            | 112           | 140           | 74            | 43            | 50            | 55            | 767            |
| Italia                      | 376           | 418           | 318           | 260           | 245           | 213           | 248           | 555           | 221           | 225           | 217           | 330           | 3,626          |
| Noruega                     | 57            | 64            | 129           | 86            | 46            | 61            | 53            | 28            | 36            | 48            | 107           | 108           | 823            |
| Polonia                     | 48            | 27            | 51            | 29            | 12            | 27            | 23            | 42            | 24            | 32            | 54            | 45            | 414            |
| Portugal                    | 10            | 18            | 17            | 11            | 20            | 10            | 10            | 31            | 27            | 28            | 24            | 15            | 221            |
| Reino Unido                 | 390           | 430           | 486           | 491           | 457           | 513           | 739           | 989           | 494           | 341           | 701           | 661           | 6,692          |
| Republica Checa             | 29            | 24            | 44            | 59            | 78            | 9             | 16            | 20            | 16            | 18            | 52            | 41            | 406            |
| Rusia                       | 23            | 27            | 23            | 9             | 38            | 23            | 11            | 14            | 25            | 25            | 52            | 38            | 308            |
| Suecia                      | 124           | 165           | 194           | 120           | 97            | 82            | 86            | 51            | 29            | 75            | 101           | 187           | 1,311          |
| Suiza                       | 253           | 210           | 254           | 186           | 175           | 149           | 209           | 212           | 141           | 176           | 291           | 331           | 2,587          |
| Otros                       | 163           | 129           | 176           | 84            | 50            | 64            | 73            | 95            | 80            | 72            | 108           | 124           | 1,218          |
| <b>ASIA - ORIENTE MEDIO</b> | <b>386</b>    | <b>398</b>    | <b>436</b>    | <b>359</b>    | <b>276</b>    | <b>374</b>    | <b>389</b>    | <b>471</b>    | <b>410</b>    | <b>383</b>    | <b>377</b>    | <b>476</b>    | <b>4,735</b>   |
| China (Rep. Popular)        | 17            | 8             | 17            | 13            | 12            | 14            | 15            | 16            | 13            | 19            | 14            | 26            | 184            |
| China (Taiwan)              | 73            | 84            | 113           | 45            | 35            | 65            | 61            | 42            | 39            | 78            | 92            | 70            | 797            |
| Corea (Sur y Norte)         | 83            | 53            | 43            | 66            | 50            | 29            | 56            | 42            | 44            | 34            | 47            | 66            | 613            |
| Israel                      | 107           | 128           | 146           | 136           | 91            | 199           | 168           | 290           | 230           | 171           | 160           | 177           | 2,003          |
| Japón                       | 69            | 90            | 80            | 58            | 42            | 31            | 55            | 48            | 51            | 50            | 38            | 82            | 694            |
| Otros                       | 37            | 35            | 37            | 41            | 46            | 36            | 34            | 33            | 33            | 31            | 26            | 55            | 444            |
| <b>ÁFRICA</b>               | <b>10</b>     | <b>16</b>     | <b>8</b>      | <b>15</b>     | <b>17</b>     | <b>14</b>     | <b>14</b>     | <b>28</b>     | <b>47</b>     | <b>13</b>     | <b>21</b>     | <b>16</b>     | <b>219</b>     |
| <b>OTRAS ZONAS</b>          | <b>331</b>    | <b>242</b>    | <b>196</b>    | <b>183</b>    | <b>225</b>    | <b>297</b>    | <b>177</b>    | <b>284</b>    | <b>246</b>    | <b>236</b>    | <b>294</b>    | <b>366</b>    | <b>3,077</b>   |
| No Indicado                 | 0             | 0             | 0             | 1             | 0             | 0             | 4             | 0             | 0             | 1             | 0             | 0             | 6              |



**CUADRO 6**  
**LLEGADAS DE TURISTAS INTERNACIONALES A COSTA RICA**  
**SEGÚN PUERTOS Y VÍAS, POR ZONAS Y PAÍSES. 2010**

| PAISES Y/O ZONAS            | VÍA AÉREA        |                |                | TOTAL AÉREA      | OTRAS VIAS     |              | GRAN TOTAL       |
|-----------------------------|------------------|----------------|----------------|------------------|----------------|--------------|------------------|
|                             | Juan Santamaría  | Daniel Oduber  | Tobias Bolaños |                  | TERRESTRE      | MARÍTIMA     |                  |
| <b>GRAN TOTAL</b>           | <b>1,189,925</b> | <b>225,224</b> | <b>2,831</b>   | <b>1,417,980</b> | <b>677,169</b> | <b>4,680</b> | <b>2,099,829</b> |
| <b>AMÉRICA DEL NORTE</b>    | <b>737,029</b>   | <b>205,949</b> | <b>1,259</b>   | <b>944,237</b>   | <b>58,282</b>  | <b>2,791</b> | <b>1,005,310</b> |
| Canadá                      | 62,859           | 44,802         | 176            | 107,837          | 11,640         | 178          | 119,655          |
| Estados Unidos              | 624,028          | 160,629        | 1,039          | 785,696          | 42,841         | 2,456        | 830,993          |
| México                      | 50,142           | 518            | 44             | 50,704           | 3,801          | 157          | 54,662           |
| <b>AMÉRICA CENTRAL</b>      | <b>91,461</b>    | <b>855</b>     | <b>631</b>     | <b>92,947</b>    | <b>549,465</b> | <b>106</b>   | <b>642,518</b>   |
| Guatemala                   | 27,712           | 206            | 164            | 28,082           | 20,586         | 15           | 48,683           |
| El Salvador                 | 20,097           | 347            | 115            | 20,559           | 33,101         | 9            | 53,669           |
| Belice                      | 611              | 1              | 1              | 613              | 230            | 0            | 843              |
| Honduras                    | 13,758           | 60             | 43             | 13,861           | 20,168         | 14           | 34,043           |
| Nicaragua                   | 10,630           | 129            | 139            | 10,898           | 416,442        | 22           | 427,362          |
| Panamá                      | 18,653           | 112            | 169            | 18,934           | 58,938         | 46           | 77,918           |
| <b>CARIBE</b>               | <b>13,487</b>    | <b>288</b>     | <b>6</b>       | <b>13,781</b>    | <b>791</b>     | <b>6</b>     | <b>14,578</b>    |
| Cuba                        | 5,563            | 30             | 1              | 5,594            | 288            | 0            | 5,882            |
| República Dominicana        | 4,687            | 55             | 2              | 4,744            | 346            | 4            | 5,094            |
| Jamaica                     | 680              | 35             | 0              | 715              | 36             | 1            | 752              |
| Puerto Rico                 | 95               | 0              | 0              | 95               | 0              | 0            | 95               |
| Trinidad y Tobago           | 903              | 43             | 0              | 946              | 26             | 0            | 972              |
| Otros                       | 1,559            | 125            | 3              | 1,687            | 95             | 1            | 1,783            |
| <b>AMÉRICA DEL SUR</b>      | <b>105,515</b>   | <b>1,251</b>   | <b>240</b>     | <b>107,006</b>   | <b>11,988</b>  | <b>171</b>   | <b>119,165</b>   |
| Argentina                   | 16,756           | 211            | 59             | 17,026           | 3,037          | 17           | 20,080           |
| Bolivia                     | 1,748            | 7              | 0              | 1,755            | 268            | 2            | 2,025            |
| Brasil                      | 11,693           | 247            | 20             | 11,960           | 1,145          | 16           | 13,121           |
| Chile                       | 7,470            | 132            | 8              | 7,610            | 891            | 3            | 8,504            |
| Colombia                    | 29,842           | 310            | 39             | 30,191           | 2,796          | 12           | 32,999           |
| Ecuador                     | 4,677            | 82             | 13             | 4,772            | 252            | 14           | 5,038            |
| Paraguay                    | 725              | 3              | 0              | 728              | 57             | 1            | 786              |
| Perú                        | 8,549            | 77             | 3              | 8,629            | 479            | 14           | 9,122            |
| Uruguay                     | 2,506            | 15             | 4              | 2,525            | 372            | 8            | 2,905            |
| Venezuela                   | 21,549           | 167            | 94             | 21,810           | 2,691          | 84           | 24,585           |
| <b>EUROPA</b>               | <b>211,734</b>   | <b>15,300</b>  | <b>617</b>     | <b>227,651</b>   | <b>48,606</b>  | <b>1,157</b> | <b>277,414</b>   |
| Alemania                    | 34,422           | 1,029          | 57             | 35,508           | 8,784          | 247          | 44,539           |
| Austria                     | 4,576            | 138            | 11             | 4,725            | 1,120          | 18           | 5,863            |
| Bélgica                     | 6,978            | 3,518          | 26             | 10,522           | 2,764          | 20           | 13,306           |
| Dinamarca                   | 2,813            | 130            | 11             | 2,954            | 873            | 6            | 3,833            |
| España                      | 42,480           | 333            | 141            | 42,954           | 5,486          | 52           | 48,492           |
| Finlandia                   | 1,308            | 109            | 3              | 1,420            | 491            | 19           | 1,930            |
| Francia                     | 29,053           | 1,426          | 64             | 30,543           | 4,640          | 83           | 35,266           |
| Holanda                     | 19,392           | 805            | 56             | 20,253           | 6,075          | 44           | 26,372           |
| Irlanda                     | 1,874            | 159            | 13             | 2,046            | 767            | 15           | 2,828            |
| Italia                      | 15,121           | 841            | 37             | 15,999           | 3,626          | 34           | 19,659           |
| Noruega                     | 2,484            | 125            | 19             | 2,628            | 823            | 4            | 3,455            |
| Polonia                     | 1,457            | 187            | 0              | 1,644            | 414            | 27           | 2,085            |
| Portugal                    | 2,036            | 82             | 14             | 2,132            | 221            | 10           | 2,363            |
| Reino Unido                 | 22,753           | 4,869          | 78             | 27,700           | 6,692          | 354          | 34,746           |
| Republica Checa             | 1,364            | 408            | 1              | 1,773            | 406            | 5            | 2,184            |
| Rusia                       | 2,041            | 188            | 0              | 2,229            | 308            | 27           | 2,564            |
| Suecia                      | 5,384            | 197            | 23             | 5,604            | 1,311          | 37           | 6,952            |
| Suiza                       | 11,411           | 237            | 51             | 11,699           | 2,587          | 50           | 14,336           |
| Otros                       | 4,787            | 519            | 12             | 5,318            | 1,218          | 105          | 6,641            |
| <b>ASIA - ORIENTE MEDIC</b> | <b>24,279</b>    | <b>1,028</b>   | <b>35</b>      | <b>25,342</b>    | <b>4,735</b>   | <b>316</b>   | <b>30,393</b>    |
| China (Rep. Popular)        | 3,303            | 79             | 0              | 3,382            | 184            | 22           | 3,588            |
| China (Taiwan)              | 1,716            | 20             | 1              | 1,737            | 797            | 26           | 2,560            |
| Corea (Sur y Norte)         | 2,576            | 46             | 0              | 2,622            | 613            | 2            | 3,237            |
| Israel                      | 7,340            | 142            | 21             | 7,503            | 2,003          | 5            | 9,511            |
| Japón                       | 4,096            | 218            | 8              | 4,322            | 694            | 10           | 5,026            |
| Otros                       | 5,248            | 523            | 5              | 5,776            | 444            | 251          | 6,471            |
| <b>ÁFRICA</b>               | <b>1,437</b>     | <b>129</b>     | <b>1</b>       | <b>1,567</b>     | <b>219</b>     | <b>37</b>    | <b>1,823</b>     |
| <b>OTRAS ZONAS</b>          | <b>4,967</b>     | <b>424</b>     | <b>39</b>      | <b>5,430</b>     | <b>3,077</b>   | <b>89</b>    | <b>8,596</b>     |
| No Indicado                 | 16               | 0              | 3              | 19               | 6              | 7            | 32               |





**CUADRO 7**  
**LLEGADAS DE TURISTAS INTERNACIONALES A COSTA RICA,**  
**SEGÚN ZONAS Y PAÍSES. 2008-2010**

| ZONAS / PAÍSES              | Año              |                  |                  | VARIACIÓN       |              |                |             |
|-----------------------------|------------------|------------------|------------------|-----------------|--------------|----------------|-------------|
|                             | 2008             | 2009             | 2010             | 2008 - 2009     |              | 2009 - 2010    |             |
|                             |                  |                  |                  | Absoluta        | %            | Absoluta       | %           |
| <b>GRAN TOTAL</b>           | <b>2,089,174</b> | <b>1,922,579</b> | <b>2,099,829</b> | <b>-166,595</b> | <b>-8.0</b>  | <b>177,250</b> | <b>9.2</b>  |
| <b>AMÉRICA DEL NORTE</b>    | <b>976,561</b>   | <b>920,371</b>   | <b>1,005,309</b> | <b>-56,190</b>  | <b>-5.8</b>  | <b>84,938</b>  | <b>9.2</b>  |
| Canadá                      | 109,854          | 102,471          | 119,654          | -7,383          | -6.7         | 17,183         | 16.8        |
| Estados Unidos              | 807,162          | 770,129          | 830,993          | -37,033         | -4.6         | 60,864         | 7.9         |
| México                      | 59,545           | 47,771           | 54,662           | -11,774         | -19.8        | 6,891          | 14.4        |
| <b>AMÉRICA CENTRAL</b>      | <b>648,586</b>   | <b>588,739</b>   | <b>642,517</b>   | <b>-59,847</b>  | <b>-9.2</b>  | <b>53,778</b>  | <b>9.1</b>  |
| Guatemala                   | 40,840           | 40,340           | 48,682           | -500            | -1.2         | 8,342          | 20.7        |
| El Salvador                 | 46,837           | 44,185           | 53,669           | -2,652          | -5.7         | 9,484          | 21.5        |
| Belice                      | 928              | 975              | 843              | 47              | 5.1          | -132           | -13.5       |
| Honduras                    | 31,714           | 31,324           | 34,043           | -390            | -1.2         | 2,719          | 8.7         |
| Nicaragua                   | 455,412          | 413,713          | 427,362          | -41,699         | -9.2         | 13,649         | 3.3         |
| Panamá                      | 72,855           | 58,202           | 77,918           | -14,653         | -20.1        | 19,716         | 33.9        |
| <b>CARIBE</b>               | <b>15,289</b>    | <b>16,184</b>    | <b>14,579</b>    | <b>895</b>      | <b>5.9</b>   | <b>-1,605</b>  | <b>-9.9</b> |
| Cuba                        | 5,888            | 7,043            | 5,882            | 1,155           | 19.6         | -1,161         | -16.5       |
| República Dominicana        | 6,077            | 5,836            | 5,094            | -241            | -4.0         | -742           | -12.7       |
| Jamaica                     | 616              | 725              | 752              | 109             | 17.7         | 27             | 3.7         |
| Puerto Rico                 | 83               | 47               | 95               | -36             | -43.4        | 48             | 102.1       |
| Trinidad y Tobago           | 772              | 846              | 972              | 74              | 9.6          | 126            | 14.9        |
| Otros                       | 1,853            | 1,687            | 1,784            | -166            | -9.0         | 97             | 5.7         |
| <b>AMÉRICA DEL SUR</b>      | <b>114,111</b>   | <b>109,572</b>   | <b>119,167</b>   | <b>-4,539</b>   | <b>-4.0</b>  | <b>9,595</b>   | <b>8.8</b>  |
| Argentina                   | 19,522           | 18,987           | 20,080           | -535            | -2.7         | 1,093          | 5.8         |
| Bolivia                     | 2,541            | 1,788            | 2,025            | -753            | -29.6        | 237            | 13.3        |
| Brasil                      | 12,340           | 11,617           | 13,121           | -723            | -5.9         | 1,504          | 12.9        |
| Chile                       | 9,350            | 7,682            | 8,504            | -1,668          | -17.8        | 822            | 10.7        |
| Colombia                    | 33,644           | 32,014           | 32,999           | -1,630          | -4.8         | 985            | 3.1         |
| Ecuador                     | 4,883            | 4,431            | 5,039            | -452            | -9.3         | 608            | 13.7        |
| Paraguay                    | 636              | 657              | 786              | 21              | 3.3          | 129            | 19.6        |
| Perú                        | 7,692            | 8,167            | 9,122            | 475             | 6.2          | 955            | 11.7        |
| Uruguay                     | 2,997            | 3,091            | 2,905            | 94              | 3.1          | -186           | -6.0        |
| Venezuela                   | 20,506           | 21,138           | 24,586           | 632             | 3.1          | 3,448          | 16.3        |
| <b>EUROPA</b>               | <b>289,379</b>   | <b>250,154</b>   | <b>277,412</b>   | <b>-39,225</b>  | <b>-13.6</b> | <b>27,258</b>  | <b>10.9</b> |
| Alemania                    | 44,705           | 40,918           | 44,539           | -3,787          | -8.5         | 3,621          | 8.8         |
| Austria                     | 6,124            | 5,504            | 5,863            | -620            | -10.1        | 359            | 6.5         |
| Bélgica                     | 8,368            | 9,509            | 13,306           | 1,141           | 13.6         | 3,797          | 39.9        |
| Dinamarca                   | 4,718            | 3,823            | 3,834            | -895            | -19.0        | 11             | 0.3         |
| España                      | 54,029           | 46,457           | 48,492           | -7,572          | -14.0        | 2,035          | 4.4         |
| Finlandia                   | 1,934            | 1,930            | 1,930            | -4              | -0.2         | 0              | 0.0         |
| Francia                     | 34,622           | 30,737           | 35,266           | -3,885          | -11.2        | 4,529          | 14.7        |
| Holanda                     | 30,615           | 25,006           | 26,373           | -5,609          | -18.3        | 1,367          | 5.5         |
| Irlanda                     | 3,367            | 2,730            | 2,828            | -637            | -18.9        | 98             | 3.6         |
| Italia                      | 18,994           | 18,497           | 19,658           | -497            | -2.6         | 1,161          | 6.3         |
| Noruega                     | 4,081            | 3,336            | 3,455            | -745            | -18.3        | 119            | 3.6         |
| Polonia                     | 2,208            | 1,926            | 2,085            | -282            | -12.8        | 159            | 8.3         |
| Portugal                    | 2,799            | 1,807            | 2,363            | -992            | -35.4        | 556            | 30.8        |
| Reino Unido                 | 40,250           | 28,882           | 34,745           | -11,368         | -28.2        | 5,863          | 20.3        |
| Republica Checa             | 1,579            | 1,466            | 2,184            | -113            | -7.2         | 718            | 49.0        |
| Rusia                       | 2,940            | 2,434            | 2,563            | -506            | -17.2        | 129            | 5.3         |
| Suecia                      | 8,726            | 6,939            | 6,952            | -1,787          | -20.5        | 13             | 0.2         |
| Suiza                       | 12,958           | 12,343           | 14,336           | -615            | -4.7         | 1,993          | 16.1        |
| Otros                       | 6,362            | 5,910            | 6,640            | -452            | -7.1         | 730            | 12.4        |
| <b>ASIA - ORIENTE MEDIC</b> | <b>29,989</b>    | <b>27,877</b>    | <b>30,393</b>    | <b>-2,112</b>   | <b>-7.0</b>  | <b>2,516</b>   | <b>9.0</b>  |
| <b>ÁFRICA</b>               | <b>1,852</b>     | <b>1,631</b>     | <b>1,823</b>     | <b>-221</b>     | <b>-11.9</b> | <b>192</b>     | <b>11.8</b> |
| <b>OTRAS ZONAS*</b>         | <b>13,407</b>    | <b>8,051</b>     | <b>8,629</b>     | <b>-5,356</b>   | <b>-39.9</b> | <b>578</b>     | <b>7.2</b>  |

\*/ Incluye la categoría "Nacionalidad No Indicada"



**CUADRO 8**  
**LLEGADAS DE TURISTAS INTERNACIONALES A COSTA RICA, AEROPUERTO JUAN SANTAMARÍA,**  
**SEGÚN ZONAS Y PAÍSES. 2008-2010**

| ZONAS / PAÍSES           | Año              |                  |                  | VARIACIÓN      |              |               |              |
|--------------------------|------------------|------------------|------------------|----------------|--------------|---------------|--------------|
|                          | 2008             | 2009             | 2010             | 2008 - 2009    |              | 2009 - 2010   |              |
|                          |                  |                  |                  | Absoluta       | %            | Absoluta      | %            |
| <b>GRAN TOTAL</b>        | <b>1,216,180</b> | <b>1,127,599</b> | <b>1,189,925</b> | <b>-88,581</b> | <b>-7.3</b>  | <b>62,326</b> | <b>5.5</b>   |
| <b>AMÉRICA DEL NORTE</b> | <b>739,109</b>   | <b>690,553</b>   | <b>737,029</b>   | <b>-48,556</b> | <b>-6.6</b>  | <b>46,476</b> | <b>6.7</b>   |
| Canadá                   | 66,153           | 60,835           | 62,859           | -5,318         | -8.0         | 2,024         | 3.3          |
| Estados Unidos           | 617,966          | 586,010          | 624,028          | -31,956        | -5.2         | 38,018        | 6.5          |
| México                   | 54,990           | 43,708           | 50,142           | -11,282        | -20.5        | 6,434         | 14.7         |
| <b>AMÉRICA CENTRAL</b>   | <b>83,381</b>    | <b>88,505</b>    | <b>91,461</b>    | <b>5,124</b>   | <b>6.1</b>   | <b>2,956</b>  | <b>3.3</b>   |
| Guatemala                | 24,795           | 26,463           | 27,712           | 1,668          | 6.7          | 1,249         | 4.7          |
| El Salvador              | 18,317           | 19,630           | 20,097           | 1,313          | 7.2          | 467           | 2.4          |
| Belice                   | 624              | 678              | 611              | 54             | 8.7          | -67           | -9.9         |
| Honduras                 | 12,734           | 14,629           | 13,758           | 1,895          | 14.9         | -871          | -6.0         |
| Nicaragua                | 9,948            | 10,437           | 10,630           | 489            | 4.9          | 193           | 1.8          |
| Panamá                   | 16,963           | 16,668           | 18,653           | -295           | -1.7         | 1,985         | 11.9         |
| <b>CARIBE</b>            | <b>14,420</b>    | <b>15,390</b>    | <b>13,487</b>    | <b>970</b>     | <b>6.7</b>   | <b>-1,903</b> | <b>-12.4</b> |
| <b>AMÉRICA DEL SUR</b>   | <b>104,175</b>   | <b>99,484</b>    | <b>105,515</b>   | <b>-4,691</b>  | <b>-4.5</b>  | <b>6,031</b>  | <b>6.1</b>   |
| <b>EUROPA</b>            | <b>238,089</b>   | <b>204,284</b>   | <b>211,734</b>   | <b>-33,805</b> | <b>-14.2</b> | <b>7,450</b>  | <b>3.6</b>   |
| <b>OTRAS ZONAS*</b>      | <b>37,006</b>    | <b>29,383</b>    | <b>30,699</b>    | <b>-7,623</b>  | <b>-20.6</b> | <b>1,316</b>  | <b>4.5</b>   |

\*/ Incluye la categoría Asia-Oriente Medio, África y "No indica"



**CUADRO 9**  
**LLEGADAS DE TURISTAS INTERNACIONALES A COSTA RICA, VÍA TERRESTRE,**  
**SEGÚN ZONAS Y PAÍSES. 2008-2010**

| ZONAS / PAÍSES           | Año            |                |                | VARIACIÓN      |              |               |             |
|--------------------------|----------------|----------------|----------------|----------------|--------------|---------------|-------------|
|                          | 2008           | 2009           | 2010           | 2008 - 2009    |              | 2009 - 2010   |             |
|                          |                |                |                | Absoluta       | %            | Absoluta      | %           |
| <b>GRAN TOTAL</b>        | <b>661,299</b> | <b>601,345</b> | <b>677,169</b> | <b>-59,954</b> | <b>-9.1</b>  | <b>75,824</b> | <b>12.6</b> |
| <b>AMÉRICA DEL NORTE</b> | <b>44,746</b>  | <b>47,998</b>  | <b>58,282</b>  | <b>3,252</b>   | <b>7.3</b>   | <b>10,284</b> | <b>21.4</b> |
| Canadá                   | 9,017          | 9,258          | 11,640         | 241            | 2.7          | 2,382         | 25.7        |
| Estados Unidos           | 31,970         | 35,435         | 42,841         | 3,465          | 10.8         | 7,406         | 20.9        |
| México                   | 3,759          | 3,305          | 3,801          | -454           | -12.1        | 496           | 15.0        |
| <b>AMÉRICA CENTRAL</b>   | <b>563,685</b> | <b>499,124</b> | <b>549,465</b> | <b>-64,561</b> | <b>-11.5</b> | <b>50,341</b> | <b>10.1</b> |
| Guatemala                | 15,688         | 13,601         | 20,586         | -2,087         | -13.3        | 6,985         | 51.4        |
| El Salvador              | 28,095         | 24,281         | 33,101         | -3,814         | -13.6        | 8,820         | 36.3        |
| Belice                   | 295            | 292            | 230            | -3             | -1.0         | -62           | -21.2       |
| Honduras                 | 18,842         | 16,646         | 20,168         | -2,196         | -11.7        | 3,522         | 21.2        |
| Nicaragua                | 445,151        | 402,975        | 416,442        | -42,176        | -9.5         | 13,467        | 3.3         |
| Panamá                   | 55,614         | 41,329         | 58,938         | -14,285        | -25.7        | 17,609        | 42.6        |
| <b>CARIBE</b>            | <b>615</b>     | <b>619</b>     | <b>791</b>     | <b>4</b>       | <b>0.7</b>   | <b>172</b>    | <b>27.8</b> |
| <b>AMÉRICA DEL SUR</b>   | <b>8,661</b>   | <b>9,013</b>   | <b>11,988</b>  | <b>352</b>     | <b>4.1</b>   | <b>2,975</b>  | <b>33.0</b> |
| <b>EUROPA</b>            | <b>37,234</b>  | <b>38,006</b>  | <b>48,606</b>  | <b>772</b>     | <b>2.1</b>   | <b>10,600</b> | <b>27.9</b> |
| <b>OTRAS ZONAS*</b>      | <b>6,358</b>   | <b>6,585</b>   | <b>8,037</b>   | <b>227</b>     | <b>3.6</b>   | <b>1,452</b>  | <b>22.1</b> |

\*/ Incluye la categoría Asia-Oriente Medio, África y "No indica"



**CUADRO 10**  
**LLEGADAS DE TURISTAS INTERNACIONALES A COSTA RICA, VÍA MARÍTIMA,**  
**SEGÚN ZONAS Y PAÍSES. 2008-2010**

| ZONAS / PAÍSES           | Año          |              |              | VARIACIÓN     |              |              |              |
|--------------------------|--------------|--------------|--------------|---------------|--------------|--------------|--------------|
|                          | 2008         | 2009         | 2010         | 2008 - 2009   |              | 2009 - 2010  |              |
|                          |              |              |              | Absoluta      | %            | Absoluta     | %            |
| <b>GRAN TOTAL</b>        | <b>3,841</b> | <b>1,619</b> | <b>4,680</b> | <b>-2,222</b> | <b>-57.8</b> | <b>3,061</b> | <b>189.1</b> |
| <b>AMÉRICA DEL NORTE</b> | <b>2,313</b> | <b>935</b>   | <b>2,791</b> | <b>-1,378</b> | <b>-59.6</b> | <b>1,856</b> | <b>198.5</b> |
| Canadá                   | 177          | 60           | 178          | -117          | -66.1        | 118          | 196.7        |
| Estados Unidos           | 2,093        | 847          | 2,456        | -1,246        | -59.5        | 1,609        | 190.0        |
| México                   | 43           | 28           | 157          | -15           | -34.9        | 129          | 460.7        |
| <b>AMÉRICA CENTRAL</b>   | <b>118</b>   | <b>76</b>    | <b>106</b>   | <b>-42</b>    | <b>-35.6</b> | <b>30</b>    | <b>39.5</b>  |
| Guatemala                | 4            | 6            | 15           | 2             | 50.0         | 9            | 150.0        |
| El Salvador              | 5            | 1            | 9            | -4            | -80.0        | 8            | 800.0        |
| Belice                   | 0            | 0            | 0            | 0             |              | 0            |              |
| Honduras                 | 2            | 7            | 14           | 5             | 250.0        | 7            | 100.0        |
| Nicaragua                | 20           | 12           | 22           | -8            | -40.0        | 10           | 83.3         |
| Panamá                   | 87           | 50           | 46           | -37           | -42.5        | -4           | -8.0         |
| <b>CARIBE</b>            | <b>14</b>    | <b>6</b>     | <b>6</b>     | <b>-8</b>     | <b>-57.1</b> | <b>0</b>     | <b>0.0</b>   |
| <b>AMÉRICA DEL SUR</b>   | <b>115</b>   | <b>77</b>    | <b>171</b>   | <b>-38</b>    | <b>-33.0</b> | <b>94</b>    | <b>122.1</b> |
| <b>EUROPA</b>            | <b>920</b>   | <b>300</b>   | <b>1,157</b> | <b>-620</b>   | <b>-67.4</b> | <b>857</b>   | <b>285.7</b> |
| <b>OTRAS ZONAS*</b>      | <b>361</b>   | <b>225</b>   | <b>449</b>   | <b>-136</b>   | <b>-37.7</b> | <b>224</b>   | <b>99.6</b>  |

\*/ Incluye la categoría Asia-Oriente Medio, África y "No indica"





**CUADRO 11**  
**LLEGADAS DE TURISTAS INTERNACIONALES A COSTA RICA, SEGÚN ZONAS Y PAÍSES. 2001-2010**

| ZONAS / PAÍSES           | Año              |                  |                  |                  |                  |                  |                  |                  |                  |                  |
|--------------------------|------------------|------------------|------------------|------------------|------------------|------------------|------------------|------------------|------------------|------------------|
|                          | 2001             | 2002             | 2003             | 2004             | 2005             | 2006             | 2007             | 2008             | 2009             | 2010             |
| <b>GRAN TOTAL</b>        | <b>1,131,406</b> | <b>1,113,359</b> | <b>1,237,948</b> | <b>1,452,926</b> | <b>1,679,051</b> | <b>1,725,261</b> | <b>1,979,789</b> | <b>2,089,174</b> | <b>1,922,579</b> | <b>2,099,829</b> |
| <b>AMÉRICA DEL NORTE</b> | <b>518,595</b>   | <b>509,253</b>   | <b>611,520</b>   | <b>754,982</b>   | <b>895,370</b>   | <b>875,959</b>   | <b>953,812</b>   | <b>976,561</b>   | <b>920,371</b>   | <b>1,005,309</b> |
| Canadá                   | 52,661           | 49,168           | 54,656           | 74,212           | 86,906           | 88,304           | 102,061          | 109,854          | 102,471          | 119,654          |
| Estados Unidos           | 429,093          | 422,215          | 510,751          | 633,640          | 758,134          | 731,236          | 790,315          | 807,162          | 770,129          | 830,993          |
| México                   | 36,841           | 37,870           | 46,113           | 47,130           | 50,330           | 56,419           | 61,436           | 59,545           | 47,771           | 54,662           |
| <b>AMÉRICA CENTRAL</b>   | <b>320,277</b>   | <b>320,615</b>   | <b>312,936</b>   | <b>359,979</b>   | <b>415,464</b>   | <b>478,147</b>   | <b>592,840</b>   | <b>648,586</b>   | <b>588,739</b>   | <b>642,517</b>   |
| Guatemala                | 32,574           | 33,150           | 35,174           | 40,166           | 37,771           | 41,057           | 43,864           | 40,840           | 40,340           | 48,682           |
| El Salvador              | 35,054           | 33,531           | 33,892           | 38,264           | 44,873           | 46,414           | 48,976           | 46,837           | 44,185           | 53,669           |
| Belice                   |                  |                  | 744              | 655              | 659              | 826              | 901              | 928              | 975              | 843              |
| Honduras                 | 27,174           | 23,705           | 23,004           | 25,540           | 27,719           | 32,550           | 35,673           | 31,714           | 31,324           | 34,043           |
| Nicaragua                | 171,583          | 174,455          | 163,632          | 191,398          | 231,712          | 281,086          | 379,222          | 455,412          | 413,713          | 427,362          |
| Panamá                   | 53,892           | 55,774           | 56,490           | 63,956           | 72,730           | 76,214           | 84,204           | 72,855           | 58,202           | 77,918           |
| <b>CARIBE</b>            | <b>9,298</b>     | <b>8,836</b>     | <b>9,639</b>     | <b>11,696</b>    | <b>12,412</b>    | <b>11,935</b>    | <b>15,129</b>    | <b>15,289</b>    | <b>16,184</b>    | <b>14,579</b>    |
| <b>AMÉRICA DEL SUR</b>   | <b>103,917</b>   | <b>88,805</b>    | <b>83,736</b>    | <b>87,127</b>    | <b>88,394</b>    | <b>90,906</b>    | <b>108,770</b>   | <b>114,111</b>   | <b>109,572</b>   | <b>119,167</b>   |
| <b>EUROPA</b>            | <b>150,796</b>   | <b>157,990</b>   | <b>192,099</b>   | <b>208,222</b>   | <b>232,889</b>   | <b>234,681</b>   | <b>271,631</b>   | <b>289,379</b>   | <b>250,154</b>   | <b>277,412</b>   |
| <b>OTRAS ZONAS*</b>      | <b>28,523</b>    | <b>27,860</b>    | <b>28,018</b>    | <b>30,920</b>    | <b>34,522</b>    | <b>33,633</b>    | <b>37,607</b>    | <b>45,248</b>    | <b>37,559</b>    | <b>40,845</b>    |

\*/ Incluye la categoría Asia-Oriente Medio, África y "No indica"



**CUADRO 12**  
**LLEGADAS DE TURISTAS INTERNACIONALES A COSTA RICA, VÍA AÉREA SEGÚN ZONAS Y PAÍSES. 2001-2010**

| ZONAS / PAÍSES           | Año            |                |                |                  |                  |                  |                  |                  |                  |                  |
|--------------------------|----------------|----------------|----------------|------------------|------------------|------------------|------------------|------------------|------------------|------------------|
|                          | 2001           | 2002           | 2003           | 2004             | 2005             | 2006             | 2007             | 2008             | 2009             | 2010             |
| <b>GRAN TOTAL</b>        | <b>812,022</b> | <b>798,548</b> | <b>927,705</b> | <b>1,087,890</b> | <b>1,243,541</b> | <b>1,231,950</b> | <b>1,356,995</b> | <b>1,424,034</b> | <b>1,319,615</b> | <b>1,417,980</b> |
| <b>AMÉRICA DEL NORTE</b> | <b>486,998</b> | <b>481,948</b> | <b>581,556</b> | <b>714,122</b>   | <b>843,917</b>   | <b>826,411</b>   | <b>897,011</b>   | <b>929,502</b>   | <b>871,438</b>   | <b>944,237</b>   |
| Canadá                   | 47,947         | 45,048         | 50,326         | 67,569           | 78,888           | 79,945           | 92,279           | 100,660          | 93,153           | 107,837          |
| Estados Unidos           | 403,775        | 400,758        | 487,586        | 602,007          | 717,746          | 693,281          | 747,041          | 773,099          | 733,847          | 785,696          |
| México                   | 35,276         | 36,142         | 43,644         | 44,546           | 47,283           | 53,185           | 57,691           | 55,743           | 44,438           | 50,704           |
| <b>AMÉRICA CENTRAL</b>   | <b>66,533</b>  | <b>65,942</b>  | <b>70,037</b>  | <b>76,948</b>    | <b>80,539</b>    | <b>83,574</b>    | <b>90,179</b>    | <b>84,783</b>    | <b>89,539</b>    | <b>92,947</b>    |
| Guatemala                | 19,102         | 19,739         | 22,062         | 24,319           | 22,460           | 23,782           | 25,314           | 25,148           | 26,733           | 28,082           |
| El Salvador              | 14,385         | 14,812         | 14,694         | 16,158           | 18,904           | 17,361           | 19,463           | 18,737           | 19,903           | 20,559           |
| Belice                   |                |                | 596            | 504              | 472              | 626              | 648              | 633              | 683              | 613              |
| Honduras                 | 9,226          | 7,472          | 7,328          | 9,352            | 9,962            | 12,970           | 13,012           | 12,870           | 14,671           | 13,862           |
| Nicaragua                | 9,155          | 8,838          | 8,778          | 8,841            | 10,441           | 10,561           | 12,129           | 10,241           | 10,726           | 10,897           |
| Panamá                   | 14,665         | 15,081         | 16,579         | 17,774           | 18,300           | 18,274           | 19,613           | 17,154           | 16,823           | 18,934           |
| <b>CARIBE</b>            | <b>8,710</b>   | <b>8,304</b>   | <b>9,170</b>   | <b>11,135</b>    | <b>11,617</b>    | <b>11,324</b>    | <b>14,270</b>    | <b>14,660</b>    | <b>15,559</b>    | <b>13,782</b>    |
| <b>AMÉRICA DEL SUR</b>   | <b>95,221</b>  | <b>81,902</b>  | <b>76,013</b>  | <b>80,224</b>    | <b>81,286</b>    | <b>83,069</b>    | <b>99,169</b>    | <b>105,335</b>   | <b>100,482</b>   | <b>107,008</b>   |
| <b>EUROPA</b>            | <b>129,872</b> | <b>136,725</b> | <b>166,702</b> | <b>179,620</b>   | <b>197,996</b>   | <b>200,177</b>   | <b>225,903</b>   | <b>251,225</b>   | <b>211,848</b>   | <b>227,650</b>   |
| <b>OTRAS ZONAS*</b>      | <b>24,688</b>  | <b>23,727</b>  | <b>24,227</b>  | <b>25,841</b>    | <b>28,186</b>    | <b>27,395</b>    | <b>30,463</b>    | <b>38,529</b>    | <b>30,749</b>    | <b>32,356</b>    |

\*/ Incluye la categoría Asia-Oriente Medio, África y "No indica"



**CUADRO 13**  
**LLEGADAS DE TURISTAS INTERNACIONALES A COSTA RICA, VÍA TERRESTRE SEGÚN ZONAS Y PAÍSES. 2001-2010**

| ZONAS / PAÍSES           | Año            |                |                |                |                |                |                |                |                |                |
|--------------------------|----------------|----------------|----------------|----------------|----------------|----------------|----------------|----------------|----------------|----------------|
|                          | 2001           | 2002           | 2003           | 2004           | 2005           | 2006           | 2007           | 2008           | 2009           | 2010           |
| <b>GRAN TOTAL</b>        | <b>307,831</b> | <b>308,696</b> | <b>298,795</b> | <b>355,350</b> | <b>426,573</b> | <b>486,881</b> | <b>618,013</b> | <b>661,299</b> | <b>601,345</b> | <b>677,169</b> |
| <b>AMÉRICA DEL NORTE</b> | <b>21,631</b>  | <b>22,293</b>  | <b>24,601</b>  | <b>34,037</b>  | <b>44,512</b>  | <b>45,349</b>  | <b>53,345</b>  | <b>44,746</b>  | <b>47,998</b>  | <b>58,282</b>  |
| Canadá                   | 3,489          | 3,722          | 3,798          | 6,192          | 7,642          | 8,145          | 9,637          | 9,017          | 9,258          | 11,640         |
| Estados Unidos           | 16,667         | 16,914         | 18,488         | 25,434         | 33,977         | 34,048         | 40,020         | 31,970         | 35,435         | 42,841         |
| México                   | 1,475          | 1,657          | 2,315          | 2,411          | 2,893          | 3,156          | 3,688          | 3,759          | 3,305          | 3,801          |
| <b>AMÉRICA CENTRAL</b>   | <b>253,537</b> | <b>254,573</b> | <b>240,058</b> | <b>281,977</b> | <b>334,750</b> | <b>394,065</b> | <b>502,545</b> | <b>563,685</b> | <b>499,124</b> | <b>549,465</b> |
| Guatemala                | 13,453         | 13,406         | 13,010         | 15,748         | 15,297         | 17,267         | 18,539         | 15,688         | 13,601         | 20,586         |
| El Salvador              | 20,629         | 18,707         | 18,940         | 22,056         | 25,957         | 29,036         | 29,510         | 28,095         | 24,281         | 33,101         |
| Belice                   |                |                |                |                |                |                | 253            | 295            | 292            | 230            |
| Honduras                 | 17,905         | 16,222         | 15,531         | 16,148         | 17,729         | 19,575         | 22,658         | 18,842         | 16,646         | 20,168         |
| Nicaragua                | 162,390        | 165,595        | 153,332        | 182,448        | 221,233        | 270,490        | 367,079        | 445,151        | 402,975        | 416,442        |
| Panamá                   | 39,160         | 40,643         | 39,098         | 45,577         | 54,347         | 57,697         | 64,506         | 55,614         | 41,329         | 58,938         |
| <b>CARIBE</b>            | <b>541</b>     | <b>521</b>     | <b>414</b>     | <b>539</b>     | <b>584</b>     | <b>601</b>     | <b>814</b>     | <b>615</b>     | <b>619</b>     | <b>791</b>     |
| <b>AMÉRICA DEL SUR</b>   | <b>8,485</b>   | <b>6,763</b>   | <b>7,072</b>   | <b>6,698</b>   | <b>6,942</b>   | <b>7,708</b>   | <b>9,532</b>   | <b>8,661</b>   | <b>9,013</b>   | <b>11,988</b>  |
| <b>EUROPA</b>            | <b>20,023</b>  | <b>20,689</b>  | <b>22,811</b>  | <b>27,486</b>  | <b>33,984</b>  | <b>33,110</b>  | <b>44,844</b>  | <b>37,234</b>  | <b>38,006</b>  | <b>48,606</b>  |
| <b>OTRAS ZONAS*</b>      | <b>3,614</b>   | <b>3,857</b>   | <b>3,839</b>   | <b>4,613</b>   | <b>5,801</b>   | <b>6,048</b>   | <b>6,933</b>   | <b>6,358</b>   | <b>6,585</b>   | <b>8,037</b>   |

\*/ Incluye la categoría Asia-Oriente Medio, África y "No indica"



**CUADRO 14**  
**LLEGADAS DE TURISTAS INTERNACIONALES A COSTA RICA, VÍA MARÍTIMA SEGÚN ZONAS Y PAÍSES. 2001-2010**

| ZONAS / PAÍSES           | Año           |              |               |              |              |              |              |              |              |              |
|--------------------------|---------------|--------------|---------------|--------------|--------------|--------------|--------------|--------------|--------------|--------------|
|                          | 2001          | 2002         | 2003          | 2004         | 2005         | 2006         | 2007         | 2008         | 2009         | 2010         |
| <b>GRAN TOTAL</b>        | <b>11,553</b> | <b>6,115</b> | <b>12,192</b> | <b>9,686</b> | <b>8,937</b> | <b>6,430</b> | <b>4,781</b> | <b>3,841</b> | <b>1,619</b> | <b>4,680</b> |
| <b>AMÉRICA DEL NORTE</b> | <b>9,966</b>  | <b>5,012</b> | <b>5,363</b>  | <b>6,823</b> | <b>6,941</b> | <b>4,199</b> | <b>3,456</b> | <b>2,313</b> | <b>935</b>   | <b>2,791</b> |
| Canadá                   | 1,225         | 398          | 532           | 451          | 376          | 214          | 145          | 177          | 60           | 178          |
| Estados Unidos           | 8,651         | 4,543        | 4,677         | 6,199        | 6,411        | 3,907        | 3,254        | 2,093        | 847          | 2,456        |
| México                   | 90            | 71           | 154           | 173          | 154          | 78           | 57           | 43           | 28           | 157          |
| <b>AMÉRICA CENTRAL</b>   | <b>207</b>    | <b>100</b>   | <b>2,841</b>  | <b>903</b>   | <b>175</b>   | <b>308</b>   | <b>116</b>   | <b>118</b>   | <b>76</b>    | <b>106</b>   |
| Guatemala                | 19            | 5            | 102           | 99           | 14           | 8            | 11           | 4            | 6            | 15           |
| El Salvador              | 39            | 12           | 258           | 50           | 12           | 17           | 3            | 5            | 1            | 9            |
| Belice                   |               |              |               |              |              |              | 0            | 0            | 0            | 0            |
| Honduras                 | 42            | 11           | 145           | 40           | 28           | 5            | 3            | 2            | 7            | 14           |
| Nicaragua                | 36            | 22           | 1,522         | 109          | 38           | 35           | 14           | 20           | 12           | 22           |
| Panamá                   | 71            | 50           | 813           | 605          | 83           | 243          | 85           | 87           | 50           | 46           |
| <b>CARIBE</b>            | <b>47</b>     | <b>11</b>    | <b>55</b>     | <b>22</b>    | <b>211</b>   | <b>10</b>    | <b>45</b>    | <b>14</b>    | <b>6</b>     | <b>6</b>     |
| <b>AMÉRICA DEL SUR</b>   | <b>211</b>    | <b>140</b>   | <b>651</b>    | <b>205</b>   | <b>166</b>   | <b>129</b>   | <b>69</b>    | <b>115</b>   | <b>77</b>    | <b>171</b>   |
| <b>EUROPA</b>            | <b>901</b>    | <b>576</b>   | <b>2,586</b>  | <b>1,116</b> | <b>909</b>   | <b>1,394</b> | <b>884</b>   | <b>920</b>   | <b>300</b>   | <b>1,157</b> |
| <b>OTRAS ZONAS*</b>      | <b>221</b>    | <b>276</b>   | <b>696</b>    | <b>617</b>   | <b>535</b>   | <b>390</b>   | <b>211</b>   | <b>361</b>   | <b>225</b>   | <b>449</b>   |

\*/ Incluye la categoría Asia-Oriente Medio, África y "No indica"





**CUADRO 15**  
**LLEGADAS DE TURISTAS INTERNACIONALES A COSTA RICA, POR MES. 2001-2010**

| MES                 | Año              |                  |                  |                  |                  |                  |                  |                  |                  |                  |
|---------------------|------------------|------------------|------------------|------------------|------------------|------------------|------------------|------------------|------------------|------------------|
|                     | 2001             | 2002             | 2003             | 2004             | 2005             | 2006             | 2007             | 2008             | 2009             | 2010             |
| <b><u>TOTAL</u></b> | <b>1,131,406</b> | <b>1,113,359</b> | <b>1,238,692</b> | <b>1,452,926</b> | <b>1,679,051</b> | <b>1,725,261</b> | <b>1,979,789</b> | <b>2,089,174</b> | <b>1,922,579</b> | <b>2,099,829</b> |
| Enero               | 132,715          | 123,633          | 120,901          | 154,568          | 177,638          | 193,340          | 196,510          | 222,723          | 222,664          | 232,314          |
| Febrero             | 114,217          | 106,335          | 109,388          | 147,106          | 154,009          | 163,468          | 171,808          | 203,772          | 168,164          | 195,919          |
| Marzo               | 114,640          | 110,395          | 109,882          | 144,978          | 174,352          | 170,475          | 177,797          | 221,551          | 179,772          | 208,201          |
| Abril               | 94,441           | 92,295           | 97,347           | 113,713          | 130,623          | 146,266          | 163,172          | 167,000          | 165,352          | 169,853          |
| Mayo                | 74,318           | 77,520           | 83,953           | 92,672           | 121,946          | 122,781          | 144,565          | 150,525          | 130,536          | 148,574          |
| Junio               | 88,357           | 84,255           | 95,476           | 106,253          | 138,460          | 134,350          | 164,299          | 176,648          | 158,972          | 169,183          |
| Julio               | 105,089          | 95,141           | 150,014          | 130,342          | 163,177          | 153,648          | 193,360          | 198,672          | 180,792          | 199,479          |
| Agosto              | 87,774           | 86,184           | 101,049          | 114,790          | 134,417          | 131,250          | 153,967          | 168,885          | 159,025          | 168,837          |
| Setiembre           | 58,341           | 63,624           | 69,649           | 80,307           | 97,083           | 98,236           | 118,906          | 117,348          | 113,083          | 120,214          |
| Octubre             | 67,205           | 71,783           | 79,258           | 97,013           | 103,698          | 106,407          | 130,558          | 124,965          | 112,320          | 126,661          |
| Noviembre           | 87,320           | 88,309           | 97,661           | 117,962          | 120,813          | 135,695          | 167,770          | 153,539          | 145,249          | 158,468          |
| Diciembre           | 106,989          | 113,885          | 124,114          | 153,222          | 162,835          | 169,345          | 197,077          | 183,546          | 186,650          | 202,126          |



**CUADRO 16**  
**LLEGADAS DE TURISTAS ESTADOUNIDENSES A COSTA RICA, POR MES. 2001-2010**

| MES                 | Año            |                |                |                |                |                |                |                |                |                |
|---------------------|----------------|----------------|----------------|----------------|----------------|----------------|----------------|----------------|----------------|----------------|
|                     | 2001           | 2002           | 2003           | 2004           | 2005           | 2006           | 2007           | 2008           | 2009           | 2010           |
| <b><u>TOTAL</u></b> | <b>429,093</b> | <b>422,215</b> | <b>510,751</b> | <b>633,640</b> | <b>758,134</b> | <b>731,236</b> | <b>790,315</b> | <b>807,162</b> | <b>770,129</b> | <b>830,993</b> |
| Enero               | 45,355         | 39,551         | 42,786         | 54,340         | 66,095         | 72,761         | 69,209         | 75,469         | 69,586         | 76,276         |
| Febrero             | 46,527         | 42,198         | 44,760         | 62,019         | 71,945         | 72,561         | 71,420         | 79,748         | 66,367         | 79,446         |
| Marzo               | 54,490         | 46,650         | 50,106         | 72,622         | 90,193         | 86,052         | 83,719         | 98,821         | 81,591         | 95,926         |
| Abril               | 37,980         | 34,547         | 40,368         | 52,249         | 63,650         | 63,199         | 65,713         | 70,171         | 67,904         | 69,381         |
| Mayo                | 30,572         | 31,615         | 35,744         | 44,350         | 60,659         | 55,581         | 61,873         | 62,685         | 61,125         | 62,681         |
| Junio               | 40,358         | 40,341         | 46,203         | 56,985         | 75,428         | 70,383         | 80,881         | 82,660         | 78,381         | 84,462         |
| Julio               | 41,088         | 39,394         | 74,401         | 62,644         | 80,576         | 68,418         | 81,924         | 82,233         | 79,344         | 85,245         |
| Agosto              | 30,568         | 32,413         | 39,308         | 49,645         | 57,000         | 52,492         | 59,526         | 63,243         | 62,783         | 65,090         |
| Setiembre           | 14,562         | 19,048         | 20,919         | 29,197         | 34,519         | 31,389         | 35,043         | 31,085         | 34,749         | 37,288         |
| Octubre             | 18,874         | 22,353         | 25,805         | 34,091         | 38,096         | 34,813         | 39,748         | 37,756         | 36,730         | 39,149         |
| Noviembre           | 29,614         | 30,784         | 37,403         | 48,537         | 50,541         | 50,610         | 61,709         | 51,021         | 53,784         | 56,984         |
| Diciembre           | 39,105         | 43,321         | 52,948         | 66,961         | 69,432         | 72,977         | 79,550         | 72,270         | 77,785         | 79,065         |



**CUADRO 17**  
**LLEGADAS DE TURISTAS CANADIENSES A COSTA RICA, POR MES. 2001-2010**

| MES                 | Año           |               |               |               |               |               |                |                |                |                |
|---------------------|---------------|---------------|---------------|---------------|---------------|---------------|----------------|----------------|----------------|----------------|
|                     | 2001          | 2002          | 2003          | 2004          | 2005          | 2006          | 2007           | 2008           | 2009           | 2010           |
| <b><u>TOTAL</u></b> | <b>52,661</b> | <b>49,168</b> | <b>54,656</b> | <b>74,212</b> | <b>86,906</b> | <b>88,304</b> | <b>102,061</b> | <b>109,854</b> | <b>102,471</b> | <b>119,654</b> |
| Enero               | 9,957         | 7,192         | 8,869         | 11,761        | 14,740        | 14,663        | 16,337         | 17,556         | 15,747         | 18,343         |
| Febrero             | 9,544         | 6,868         | 8,768         | 13,404        | 14,261        | 13,930        | 14,690         | 17,367         | 15,174         | 19,026         |
| Marzo               | 8,836         | 6,705         | 7,499         | 12,259        | 13,224        | 13,027        | 13,744         | 17,102         | 14,263         | 17,675         |
| Abril               | 3,178         | 3,960         | 3,618         | 4,887         | 7,184         | 6,385         | 8,074          | 9,094          | 7,826          | 10,251         |
| Mayo                | 2,014         | 2,662         | 2,621         | 2,838         | 3,973         | 4,659         | 5,477          | 6,024          | 5,203          | 6,230          |
| Junio               | 1,802         | 2,142         | 1,753         | 2,183         | 3,017         | 3,067         | 3,711          | 4,388          | 4,228          | 4,674          |
| Julio               | 2,288         | 2,323         | 3,352         | 2,860         | 4,192         | 4,456         | 5,454          | 5,619          | 5,594          | 5,855          |
| Agosto              | 1,916         | 2,044         | 2,029         | 2,951         | 3,455         | 3,713         | 4,085          | 4,846          | 5,329          | 5,573          |
| Setiembre           | 1,091         | 1,433         | 1,464         | 1,795         | 2,090         | 2,340         | 2,800          | 2,525          | 2,426          | 3,231          |
| Octubre             | 1,581         | 1,896         | 1,951         | 2,797         | 3,111         | 3,290         | 3,595          | 2,916          | 3,297          | 4,143          |
| Noviembre           | 3,919         | 4,045         | 3,529         | 5,719         | 6,003         | 6,477         | 8,602          | 7,629          | 8,281          | 8,510          |
| Diciembre           | 6,535         | 7,898         | 9,203         | 10,758        | 11,656        | 12,297        | 15,492         | 14,788         | 15,103         | 16,143         |



**CUADRO 18**  
**LLEGADAS DE TURISTAS ALEMANES A COSTA RICA, POR MES. 2001-2010**

| MES                 | Año           |               |               |               |               |               |               |               |               |               |
|---------------------|---------------|---------------|---------------|---------------|---------------|---------------|---------------|---------------|---------------|---------------|
|                     | 2001          | 2002          | 2003          | 2004          | 2005          | 2006          | 2007          | 2008          | 2009          | 2010          |
| <b><u>TOTAL</u></b> | <b>23,995</b> | <b>23,848</b> | <b>29,151</b> | <b>34,154</b> | <b>38,523</b> | <b>37,847</b> | <b>40,285</b> | <b>44,705</b> | <b>40,918</b> | <b>44,539</b> |
| Enero               | 3,184         | 2,596         | 2,728         | 3,507         | 3,845         | 4,185         | 4,361         | 3,732         | 4,222         | 4,440         |
| Febrero             | 3,312         | 2,606         | 2,940         | 4,105         | 4,356         | 4,157         | 4,580         | 5,458         | 3,997         | 4,732         |
| Marzo               | 2,366         | 2,472         | 2,888         | 3,879         | 4,160         | 4,274         | 4,929         | 4,686         | 4,836         | 5,422         |
| Abril               | 1,647         | 1,725         | 2,297         | 2,364         | 2,888         | 2,924         | 3,236         | 3,042         | 3,490         | 3,144         |
| Mayo                | 1,123         | 1,221         | 1,406         | 1,545         | 2,084         | 1,788         | 667           | 2,381         | 1,932         | 2,260         |
| Junio               | 1,199         | 1,202         | 1,196         | 1,312         | 1,813         | 1,650         | 2,053         | 2,124         | 1,915         | 2,103         |
| Julio               | 1,811         | 1,603         | 2,482         | 2,605         | 3,156         | 2,867         | 3,169         | 3,448         | 3,341         | 3,442         |
| Agosto              | 1,524         | 1,539         | 2,025         | 2,732         | 2,990         | 2,782         | 3,104         | 3,124         | 3,308         | 3,445         |
| Setiembre           | 1,259         | 1,442         | 1,591         | 1,896         | 2,360         | 2,165         | 2,289         | 2,480         | 2,126         | 2,445         |
| Octubre             | 1,567         | 1,750         | 2,019         | 2,706         | 2,918         | 2,713         | 2,945         | 3,305         | 2,727         | 3,147         |
| Noviembre           | 2,508         | 2,767         | 3,806         | 3,758         | 4,068         | 4,444         | 4,533         | 6,407         | 4,669         | 5,183         |
| Diciembre           | 2,495         | 2,925         | 3,773         | 3,745         | 3,885         | 3,898         | 4,419         | 4,518         | 4,355         | 4,776         |





**CUADRO 19**  
**LLEGADAS DE TURISTAS ESPAÑOLES A COSTA RICA, POR MES. 2001-2010**

| MES                 | Año           |               |               |               |               |               |               |               |               |               |
|---------------------|---------------|---------------|---------------|---------------|---------------|---------------|---------------|---------------|---------------|---------------|
|                     | 2001          | 2002          | 2003          | 2004          | 2005          | 2006          | 2007          | 2008          | 2009          | 2010          |
| <b><u>TOTAL</u></b> | <b>26,916</b> | <b>29,874</b> | <b>34,442</b> | <b>42,381</b> | <b>49,218</b> | <b>50,225</b> | <b>59,089</b> | <b>54,029</b> | <b>46,457</b> | <b>48,492</b> |
| Enero               | 1,673         | 1,550         | 1,795         | 2,031         | 2,626         | 2,986         | 2,549         | 3,031         | 2,495         | 2,656         |
| Febrero             | 1,709         | 1,788         | 1,862         | 2,344         | 2,822         | 2,905         | 2,711         | 3,145         | 2,200         | 2,586         |
| Marzo               | 1,716         | 2,245         | 1,930         | 2,362         | 3,377         | 3,339         | 3,316         | 3,648         | 2,707         | 3,371         |
| Abril               | 1,824         | 2,078         | 2,570         | 2,343         | 2,736         | 3,651         | 3,342         | 3,351         | 2,974         | 2,561         |
| Mayo                | 1,691         | 1,724         | 2,268         | 2,042         | 3,042         | 3,727         | 3,519         | 3,321         | 2,478         | 2,734         |
| Junio               | 1,829         | 2,369         | 2,336         | 2,791         | 3,601         | 3,469         | 3,573         | 4,298         | 3,818         | 3,709         |
| Julio               | 3,055         | 3,110         | 4,263         | 4,749         | 5,614         | 5,631         | 8,647         | 6,937         | 7,458         | 7,949         |
| Agosto              | 4,285         | 4,644         | 6,012         | 7,925         | 8,671         | 8,368         | 10,574        | 9,475         | 9,112         | 7,700         |
| Setiembre           | 2,561         | 2,849         | 3,636         | 3,949         | 4,988         | 4,242         | 6,101         | 4,726         | 4,015         | 4,394         |
| Octubre             | 2,540         | 2,717         | 2,916         | 3,869         | 4,418         | 4,343         | 5,277         | 4,682         | 3,213         | 3,636         |
| Noviembre           | 2,415         | 2,898         | 2,799         | 4,151         | 3,435         | 4,007         | 5,509         | 4,467         | 3,042         | 3,776         |
| Diciembre           | 1,618         | 1,902         | 2,055         | 3,825         | 3,888         | 3,557         | 3,971         | 2,948         | 2,945         | 3,420         |



**CUADRO 20**  
**LLEGADAS DE TURISTAS ITALIANOS A COSTA RICA, POR MES. 2001-2010**

| MES                 | Año           |               |               |               |               |               |               |               |               |               |
|---------------------|---------------|---------------|---------------|---------------|---------------|---------------|---------------|---------------|---------------|---------------|
|                     | 2001          | 2002          | 2003          | 2004          | 2005          | 2006          | 2007          | 2008          | 2009          | 2010          |
| <b><u>TOTAL</u></b> | <b>16,479</b> | <b>15,985</b> | <b>18,361</b> | <b>19,483</b> | <b>20,726</b> | <b>19,175</b> | <b>20,251</b> | <b>18,994</b> | <b>18,497</b> | <b>19,658</b> |
| Enero               | 2,391         | 1,928         | 2,429         | 2,599         | 2,763         | 2,555         | 2,413         | 2,388         | 2,352         | 2,436         |
| Febrero             | 1,929         | 1,604         | 2,023         | 2,646         | 2,438         | 2,059         | 1,840         | 1,847         | 1,712         | 1,943         |
| Marzo               | 1,375         | 1,166         | 1,392         | 1,827         | 1,886         | 1,787         | 1,691         | 1,650         | 1,606         | 1,615         |
| Abril               | 998           | 1,087         | 1,194         | 1,118         | 1,372         | 1,285         | 1,537         | 1,462         | 1,244         | 1,266         |
| Mayo                | 777           | 744           | 825           | 794           | 1,039         | 953           | 1,161         | 1,195         | 1,037         | 1,104         |
| Junio               | 987           | 862           | 911           | 946           | 1,134         | 1,077         | 1,257         | 1,151         | 1,139         | 1,184         |
| Julio               | 1,370         | 1,241         | 1,476         | 1,408         | 1,632         | 1,341         | 1,700         | 1,531         | 1,506         | 1,638         |
| Agosto              | 2,211         | 2,099         | 2,356         | 2,196         | 2,509         | 2,099         | 2,111         | 1,943         | 2,134         | 2,104         |
| Setiembre           | 764           | 848           | 849           | 921           | 1,030         | 949           | 1,073         | 1,012         | 913           | 1,082         |
| Octubre             | 852           | 1,047         | 1,009         | 1,133         | 1,312         | 1,192         | 1,276         | 960           | 1,161         | 1,316         |
| Noviembre           | 1,204         | 1,329         | 1,483         | 1,535         | 1,258         | 1,624         | 1,812         | 1,466         | 1,558         | 1,584         |
| Diciembre           | 1,621         | 2,030         | 2,414         | 2,360         | 2,353         | 2,254         | 2,380         | 2,389         | 2,135         | 2,386         |



**CUADRO 21**  
**LLEGADAS DE TURISTAS HOLANDESES A COSTA RICA, POR MES. 2001-2010**

| MES                 | Año           |               |               |               |               |               |               |               |               |               |
|---------------------|---------------|---------------|---------------|---------------|---------------|---------------|---------------|---------------|---------------|---------------|
|                     | 2001          | 2002          | 2003          | 2004          | 2005          | 2006          | 2007          | 2008          | 2009          | 2010          |
| <b><u>TOTAL</u></b> | <b>18,119</b> | <b>19,938</b> | <b>24,665</b> | <b>21,905</b> | <b>24,173</b> | <b>24,303</b> | <b>28,014</b> | <b>30,615</b> | <b>25,006</b> | <b>26,373</b> |
| Enero               | 1,800         | 1,584         | 1,788         | 2,195         | 2,180         | 2,166         | 2,201         | 2,248         | 2,496         | 2,229         |
| Febrero             | 1,690         | 1,462         | 1,766         | 2,216         | 2,051         | 2,105         | 2,168         | 2,681         | 1,923         | 2,147         |
| Marzo               | 1,517         | 1,310         | 1,749         | 1,813         | 1,702         | 1,888         | 2,125         | 2,050         | 1,818         | 1,862         |
| Abril               | 1,107         | 1,307         | 1,728         | 1,728         | 1,617         | 1,591         | 1,837         | 2,416         | 1,919         | 1,537         |
| Mayo                | 1,012         | 1,107         | 1,430         | 1,074         | 1,465         | 1,308         | 1,504         | 1,779         | 1,429         | 1,626         |
| Junio               | 1,164         | 1,307         | 1,713         | 1,118         | 1,642         | 1,377         | 1,673         | 1,964         | 1,296         | 1,243         |
| Julio               | 2,166         | 2,351         | 3,988         | 2,489         | 3,311         | 3,491         | 4,559         | 4,719         | 3,908         | 4,543         |
| Agosto              | 1,379         | 1,762         | 2,120         | 1,805         | 2,037         | 2,289         | 2,336         | 2,402         | 2,596         | 2,335         |
| Setiembre           | 1,544         | 1,608         | 2,094         | 1,843         | 1,998         | 1,986         | 2,238         | 2,104         | 1,725         | 2,214         |
| Octubre             | 1,268         | 1,630         | 1,982         | 1,709         | 2,280         | 1,724         | 2,036         | 2,468         | 1,417         | 1,932         |
| Noviembre           | 1,673         | 2,117         | 2,090         | 1,914         | 1,802         | 2,184         | 2,677         | 3,144         | 2,098         | 2,292         |
| Diciembre           | 1,799         | 2,393         | 2,217         | 2,001         | 2,088         | 2,194         | 2,660         | 2,640         | 2,381         | 2,413         |



**CUADRO 22**  
**LLEGADAS DE TURISTAS DE REINO UNIDO A COSTA RICA, POR MES. 2001-2010**

| MES                 | Año           |               |               |               |               |               |               |               |               |               |
|---------------------|---------------|---------------|---------------|---------------|---------------|---------------|---------------|---------------|---------------|---------------|
|                     | 2001          | 2002          | 2003          | 2004          | 2005          | 2006          | 2007          | 2008          | 2009          | 2010          |
| <b><u>TOTAL</u></b> | <b>18,922</b> | <b>19,037</b> | <b>23,019</b> | <b>24,158</b> | <b>26,917</b> | <b>27,890</b> | <b>37,580</b> | <b>40,250</b> | <b>28,882</b> | <b>34,745</b> |
| Enero               | 1,894         | 1,763         | 1,989         | 2,416         | 2,540         | 3,613         | 2,734         | 2,924         | 2,968         | 2,908         |
| Febrero             | 2,496         | 2,055         | 2,437         | 3,154         | 2,801         | 3,500         | 3,262         | 3,389         | 2,700         | 4,295         |
| Marzo               | 1,874         | 1,995         | 2,027         | 2,444         | 2,739         | 3,010         | 3,287         | 3,924         | 3,219         | 3,009         |
| Abril               | 1,548         | 1,534         | 1,945         | 2,073         | 2,098         | 2,248         | 2,658         | 2,709         | 2,398         | 2,638         |
| Mayo                | 1,096         | 1,136         | 1,305         | 1,293         | 1,862         | 1,710         | 3,142         | 3,436         | 1,858         | 1,845         |
| Junio               | 1,176         | 1,023         | 1,420         | 1,245         | 1,744         | 1,484         | 2,848         | 3,276         | 1,785         | 1,874         |
| Julio               | 1,582         | 1,748         | 3,049         | 2,228         | 2,562         | 2,436         | 4,413         | 4,518         | 2,943         | 4,159         |
| Agosto              | 1,273         | 1,339         | 1,656         | 1,839         | 2,144         | 1,861         | 3,512         | 4,202         | 2,720         | 2,815         |
| Setiembre           | 894           | 1,067         | 1,186         | 1,130         | 1,494         | 1,378         | 2,910         | 2,783         | 1,341         | 1,567         |
| Octubre             | 1,089         | 1,194         | 1,275         | 1,336         | 1,798         | 1,589         | 2,808         | 2,141         | 1,702         | 1,781         |
| Noviembre           | 1,877         | 1,999         | 2,236         | 2,398         | 2,321         | 2,406         | 2,946         | 3,831         | 2,614         | 3,871         |
| Diciembre           | 2,123         | 2,184         | 2,494         | 2,602         | 2,814         | 2,655         | 3,060         | 3,117         | 2,634         | 3,983         |





**CUADRO 23**  
**LLEGADAS DE TURISTAS FRANCESES A COSTA RICA, POR MES. 2001-2010**

| MES                 | Año           |               |               |               |               |               |               |               |               |               |
|---------------------|---------------|---------------|---------------|---------------|---------------|---------------|---------------|---------------|---------------|---------------|
|                     | 2001          | 2002          | 2003          | 2004          | 2005          | 2006          | 2007          | 2008          | 2009          | 2010          |
| <b><u>TOTAL</u></b> | <b>15,558</b> | <b>18,309</b> | <b>23,606</b> | <b>23,467</b> | <b>24,365</b> | <b>24,392</b> | <b>25,939</b> | <b>34,622</b> | <b>30,737</b> | <b>35,266</b> |
| Enero               | 1,665         | 1,657         | 1,925         | 2,896         | 2,728         | 2,568         | 3,047         | 3,150         | 3,868         | 3,975         |
| Febrero             | 1,789         | 1,941         | 2,812         | 3,225         | 3,228         | 3,308         | 3,535         | 4,482         | 4,057         | 4,854         |
| Marzo               | 1,511         | 1,793         | 2,546         | 2,629         | 2,245         | 2,696         | 2,875         | 3,589         | 3,713         | 3,922         |
| Abril               | 1,613         | 1,758         | 2,527         | 2,082         | 2,697         | 2,365         | 2,360         | 3,002         | 2,903         | 2,793         |
| Mayo                | 941           | 1,147         | 1,658         | 1,222         | 1,188         | 1,039         | 1,344         | 1,702         | 1,351         | 1,888         |
| Junio               | 685           | 847           | 1,006         | 855           | 1,042         | 1,020         | 1,276         | 1,666         | 1,287         | 1,496         |
| Julio               | 1,477         | 1,537         | 2,705         | 2,181         | 2,492         | 2,394         | 2,446         | 3,407         | 3,021         | 3,066         |
| Agosto              | 1,300         | 1,475         | 1,950         | 2,124         | 2,008         | 2,126         | 1,980         | 3,402         | 2,474         | 3,516         |
| Setiembre           | 627           | 908           | 964           | 814           | 902           | 893           | 1,017         | 1,342         | 1,050         | 1,276         |
| Octubre             | 913           | 1,291         | 1,248         | 1,351         | 1,447         | 1,329         | 1,365         | 1,894         | 1,575         | 1,804         |
| Noviembre           | 1,491         | 2,019         | 2,192         | 2,003         | 2,132         | 2,601         | 2,224         | 3,950         | 2,712         | 3,242         |
| Diciembre           | 1,546         | 1,936         | 2,073         | 2,085         | 2,256         | 2,053         | 2,470         | 3,036         | 2,726         | 3,434         |



**CUADRO 24**  
**LLEGADAS DE TURISTAS SUIZOS A COSTA RICA, POR MES. 2001-2010**

| MES                 | Año           |              |               |               |               |               |               |               |               |               |
|---------------------|---------------|--------------|---------------|---------------|---------------|---------------|---------------|---------------|---------------|---------------|
|                     | 2001          | 2002         | 2003          | 2004          | 2005          | 2006          | 2007          | 2008          | 2009          | 2010          |
| <b><u>TOTAL</u></b> | <b>10,061</b> | <b>9,898</b> | <b>10,893</b> | <b>11,604</b> | <b>12,730</b> | <b>13,144</b> | <b>13,358</b> | <b>12,958</b> | <b>12,343</b> | <b>14,336</b> |
| Enero               | 1,122         | 1,120        | 1,133         | 1,248         | 1,334         | 1,479         | 1,308         | 1,531         | 1,494         | 1,679         |
| Febrero             | 1,213         | 1,112        | 1,020         | 1,188         | 1,289         | 1,310         | 1,364         | 1,105         | 1,207         | 1,458         |
| Marzo               | 923           | 962          | 1,091         | 1,050         | 1,085         | 1,234         | 1,357         | 1,243         | 1,213         | 1,403         |
| Abril               | 813           | 725          | 867           | 997           | 1,148         | 1,138         | 1,191         | 1,119         | 1,119         | 1,104         |
| Mayo                | 527           | 632          | 568           | 652           | 703           | 642           | 720           | 793           | 623           | 772           |
| Junio               | 491           | 564          | 551           | 540           | 646           | 528           | 697           | 698           | 665           | 697           |
| Julio               | 861           | 972          | 1,111         | 1,052         | 1,205         | 1,427         | 1,497         | 1,332         | 1,330         | 1,437         |
| Agosto              | 535           | 579          | 558           | 597           | 696           | 686           | 667           | 762           | 736           | 779           |
| Setiembre           | 557           | 542          | 628           | 727           | 786           | 798           | 682           | 576           | 550           | 660           |
| Octubre             | 705           | 621          | 722           | 884           | 1,100         | 913           | 873           | 899           | 684           | 989           |
| Noviembre           | 1,030         | 933          | 1,223         | 1,226         | 1,343         | 1,421         | 1,410         | 1,445         | 1,214         | 1,454         |
| Diciembre           | 1,284         | 1,136        | 1,421         | 1,443         | 1,395         | 1,568         | 1,592         | 1,455         | 1,508         | 1,904         |



**CUADRO 25**  
**LLEGADAS DE TURISTAS COLOMBIANOS A COSTA RICA, POR MES. 2001-2010**

| MES                 | Año           |               |               |               |               |               |               |               |               |               |
|---------------------|---------------|---------------|---------------|---------------|---------------|---------------|---------------|---------------|---------------|---------------|
|                     | 2001          | 2002          | 2003          | 2004          | 2005          | 2006          | 2007          | 2008          | 2009          | 2010          |
| <b><u>TOTAL</u></b> | <b>47,547</b> | <b>35,220</b> | <b>26,645</b> | <b>26,786</b> | <b>27,130</b> | <b>27,706</b> | <b>31,299</b> | <b>33,644</b> | <b>32,014</b> | <b>32,999</b> |
| Enero               | 4,816         | 5,229         | 2,870         | 3,400         | 2,913         | 3,291         | 3,291         | 3,699         | 3,923         | 3,964         |
| Febrero             | 3,246         | 3,630         | 1,937         | 2,258         | 2,045         | 2,168         | 2,127         | 2,867         | 2,305         | 2,450         |
| Marzo               | 3,591         | 5,521         | 2,125         | 2,086         | 2,299         | 2,087         | 2,412         | 3,080         | 2,405         | 2,765         |
| Abril               | 3,885         | 3,369         | 2,315         | 2,209         | 1,996         | 2,306         | 2,295         | 2,676         | 2,514         | 2,517         |
| Mayo                | 3,623         | 1,910         | 1,961         | 1,864         | 2,208         | 2,226         | 2,414         | 2,589         | 2,104         | 2,847         |
| Junio               | 4,365         | 2,293         | 1,881         | 2,180         | 2,374         | 2,020         | 2,717         | 2,774         | 2,597         | 2,485         |
| Julio               | 4,966         | 2,890         | 2,895         | 2,430         | 2,689         | 2,516         | 3,084         | 3,078         | 2,866         | 3,114         |
| Agosto              | 3,995         | 2,079         | 2,487         | 2,123         | 2,280         | 2,262         | 2,305         | 2,681         | 2,906         | 2,835         |
| Setiembre           | 3,449         | 2,078         | 2,061         | 1,897         | 2,027         | 2,138         | 2,372         | 2,543         | 2,446         | 2,469         |
| Octubre             | 3,362         | 2,072         | 1,823         | 1,908         | 1,968         | 2,095         | 2,541         | 2,591         | 2,594         | 2,484         |
| Noviembre           | 3,512         | 1,880         | 1,927         | 1,999         | 1,948         | 2,141         | 2,832         | 2,330         | 2,711         | 2,519         |
| Diciembre           | 4,737         | 2,269         | 2,363         | 2,432         | 2,383         | 2,456         | 2,909         | 2,736         | 2,643         | 2,550         |



**CUADRO 26**  
**LLEGADAS DE TURISTAS ARGENTINOS A COSTA RICA, POR MES. 2001-2010**

| MES                 | Año           |               |               |               |               |               |               |               |               |               |
|---------------------|---------------|---------------|---------------|---------------|---------------|---------------|---------------|---------------|---------------|---------------|
|                     | 2001          | 2002          | 2003          | 2004          | 2005          | 2006          | 2007          | 2008          | 2009          | 2010          |
| <b><u>TOTAL</u></b> | <b>16,098</b> | <b>12,123</b> | <b>13,804</b> | <b>14,887</b> | <b>15,622</b> | <b>16,805</b> | <b>18,505</b> | <b>19,522</b> | <b>18,987</b> | <b>20,080</b> |
| Enero               | 3,392         | 1,724         | 1,144         | 1,677         | 1,704         | 2,325         | 2,327         | 2,684         | 3,311         | 2,744         |
| Febrero             | 2,198         | 1,130         | 1,087         | 1,608         | 1,423         | 1,911         | 1,899         | 1,914         | 1,968         | 2,048         |
| Marzo               | 1,491         | 881           | 1,215         | 1,434         | 1,155         | 1,606         | 1,756         | 1,973         | 1,741         | 1,808         |
| Abril               | 1,067         | 965           | 1,112         | 1,129         | 1,244         | 1,213         | 1,394         | 1,454         | 1,298         | 1,613         |
| Mayo                | 1,152         | 862           | 1,025         | 1,070         | 1,300         | 1,354         | 1,714         | 1,606         | 1,231         | 1,535         |
| Junio               | 980           | 835           | 1,019         | 966           | 1,188         | 1,007         | 1,169         | 1,278         | 1,280         | 1,191         |
| Julio               | 1,134         | 970           | 1,736         | 1,265         | 1,614         | 1,371         | 1,499         | 1,616         | 1,518         | 1,598         |
| Agosto              | 990           | 895           | 1,091         | 1,128         | 1,112         | 1,164         | 1,202         | 1,426         | 1,347         | 1,629         |
| Setiembre           | 758           | 924           | 945           | 1,075         | 1,051         | 965           | 1,204         | 1,334         | 1,091         | 1,238         |
| Octubre             | 819           | 1,023         | 1,094         | 1,147         | 1,225         | 1,243         | 1,364         | 1,244         | 1,319         | 1,384         |
| Noviembre           | 979           | 966           | 1,186         | 1,278         | 1,255         | 1,357         | 1,414         | 1,231         | 1,428         | 1,498         |
| Diciembre           | 1,138         | 948           | 1,150         | 1,110         | 1,351         | 1,289         | 1,563         | 1,762         | 1,455         | 1,794         |



**CUADRO 27**  
**AMÉRICA DEL NORTE: LLEGADAS DE TURISTAS A COSTA RICA, POR MES. 2001-2010**

| MES                 | Año            |                |                |                |                |                |                |                |                |                  |
|---------------------|----------------|----------------|----------------|----------------|----------------|----------------|----------------|----------------|----------------|------------------|
|                     | 2001           | 2002           | 2003           | 2004           | 2005           | 2006           | 2007           | 2008           | 2009           | 2010             |
| <b><u>TOTAL</u></b> | <b>518,565</b> | <b>509,253</b> | <b>611,520</b> | <b>754,982</b> | <b>895,370</b> | <b>875,959</b> | <b>953,812</b> | <b>976,561</b> | <b>920,371</b> | <b>1,005,309</b> |
| Enero               | 57,997         | 49,795         | 54,181         | 69,736         | 83,990         | 91,456         | 89,312         | 97,214         | 89,143         | 98,479           |
| Febrero             | 58,447         | 51,557         | 56,019         | 79,007         | 89,978         | 89,840         | 89,984         | 100,994        | 84,721         | 101,974          |
| Marzo               | 66,170         | 56,984         | 60,237         | 88,688         | 108,356        | 103,615        | 100,537        | 122,008        | 99,413         | 118,590          |
| Abril               | 44,333         | 41,540         | 48,497         | 61,538         | 74,199         | 74,943         | 79,631         | 83,689         | 79,455         | 83,929           |
| Mayo                | 35,204         | 37,590         | 42,319         | 50,390         | 68,401         | 64,645         | 73,242         | 73,884         | 68,935         | 73,930           |
| Junio               | 44,803         | 45,254         | 51,981         | 62,529         | 82,421         | 77,286         | 89,875         | 91,740         | 86,289         | 93,469           |
| Julio               | 47,086         | 45,771         | 83,377         | 71,131         | 91,741         | 79,315         | 95,087         | 96,093         | 89,832         | 98,250           |
| Agosto              | 35,553         | 37,514         | 45,116         | 56,506         | 64,869         | 60,987         | 68,972         | 73,227         | 72,692         | 75,694           |
| Setiembre           | 18,140         | 23,433         | 25,860         | 34,284         | 40,049         | 37,738         | 41,996         | 38,256         | 42,309         | 44,216           |
| Octubre             | 24,580         | 26,969         | 31,492         | 40,628         | 44,528         | 42,942         | 47,892         | 44,711         | 43,794         | 47,276           |
| Noviembre           | 36,592         | 37,843         | 44,845         | 57,695         | 60,244         | 61,649         | 75,100         | 62,923         | 66,331         | 69,535           |
| Diciembre           | 49,660         | 55,003         | 67,596         | 82,850         | 86,594         | 91,543         | 102,184        | 91,822         | 97,457         | 99,967           |



**CUADRO 28**  
**AMÉRICA CENTRAL: LLEGADAS DE TURISTAS A COSTA RICA, POR MES. 2001-2010**

| MES                 | Año            |                |                |                |                |                |                |                |                |                |
|---------------------|----------------|----------------|----------------|----------------|----------------|----------------|----------------|----------------|----------------|----------------|
|                     | 2001           | 2002           | 2003           | 2004           | 2005           | 2006           | 2007           | 2008           | 2009           | 2010           |
| <b><u>TOTAL</u></b> | <b>320,277</b> | <b>320,615</b> | <b>312,936</b> | <b>359,979</b> | <b>415,464</b> | <b>478,147</b> | <b>592,840</b> | <b>648,586</b> | <b>588,739</b> | <b>642,517</b> |
| Enero               | 42,505         | 45,385         | 39,355         | 51,983         | 59,340         | 62,913         | 70,086         | 81,529         | 90,196         | 89,444         |
| Febrero             | 26,973         | 28,863         | 26,207         | 33,585         | 30,370         | 37,722         | 44,282         | 60,251         | 48,049         | 51,656         |
| Marzo               | 23,426         | 25,803         | 23,820         | 26,105         | 34,471         | 33,211         | 40,019         | 57,955         | 42,517         | 48,367         |
| Abril               | 27,689         | 27,279         | 23,233         | 26,831         | 28,459         | 41,745         | 51,466         | 48,892         | 52,880         | 53,020         |
| Mayo                | 19,553         | 22,226         | 21,463         | 22,930         | 29,110         | 33,577         | 42,392         | 45,296         | 36,940         | 45,392         |
| Junio               | 23,107         | 20,922         | 23,951         | 24,005         | 31,592         | 35,384         | 46,051         | 53,875         | 46,036         | 48,083         |
| Julio               | 30,384         | 24,492         | 30,784         | 27,860         | 34,679         | 40,243         | 52,866         | 56,619         | 48,651         | 54,977         |
| Agosto              | 25,924         | 24,348         | 25,888         | 25,749         | 34,089         | 36,367         | 44,536         | 52,374         | 45,655         | 51,294         |
| Setiembre           | 20,864         | 20,355         | 22,050         | 23,501         | 30,684         | 35,747         | 45,266         | 48,540         | 44,606         | 46,253         |
| Octubre             | 23,182         | 24,336         | 25,601         | 31,059         | 30,263         | 36,699         | 49,936         | 46,194         | 40,820         | 48,129         |
| Noviembre           | 26,439         | 25,235         | 24,488         | 29,348         | 30,752         | 40,419         | 52,233         | 46,120         | 41,794         | 48,127         |
| Diciembre           | 30,231         | 31,371         | 26,096         | 37,023         | 41,655         | 44,120         | 53,707         | 50,941         | 50,595         | 57,775         |



**CUADRO 29**  
**EUROPA: LLEGADAS DE TURISTAS A COSTA RICA, POR MES. 2001-2010**

| MES                 | Año            |                |                |                |                |                |                |                |                |                |
|---------------------|----------------|----------------|----------------|----------------|----------------|----------------|----------------|----------------|----------------|----------------|
|                     | 2001           | 2002           | 2003           | 2004           | 2005           | 2006           | 2007           | 2008           | 2009           | 2010           |
| <b><u>TOTAL</u></b> | <b>150,796</b> | <b>157,990</b> | <b>192,099</b> | <b>208,222</b> | <b>232,889</b> | <b>234,681</b> | <b>271,631</b> | <b>289,379</b> | <b>250,154</b> | <b>277,412</b> |
| Enero               | 16,200         | 14,132         | 16,349         | 20,015         | 21,885         | 24,034         | 22,996         | 24,498         | 25,729         | 26,510         |
| Febrero             | 16,814         | 14,509         | 17,496         | 22,503         | 23,008         | 23,613         | 25,252         | 27,719         | 22,676         | 27,703         |
| Marzo               | 13,314         | 14,167         | 15,887         | 19,200         | 20,547         | 21,979         | 24,226         | 26,015         | 23,987         | 26,326         |
| Abril               | 11,011         | 12,055         | 15,587         | 14,920         | 17,131         | 18,216         | 19,531         | 20,713         | 19,830         | 19,216         |
| Mayo                | 8,507          | 8,891          | 10,972         | 10,253         | 13,493         | 13,373         | 14,830         | 17,601         | 13,325         | 15,453         |
| Junio               | 8,881          | 9,509          | 10,979         | 10,301         | 13,846         | 12,506         | 15,980         | 18,178         | 14,395         | 15,313         |
| Julio               | 14,128         | 14,071         | 22,364         | 19,240         | 23,031         | 22,623         | 30,699         | 30,483         | 27,577         | 30,708         |
| Agosto              | 13,808         | 14,740         | 18,578         | 21,447         | 23,730         | 22,747         | 27,394         | 28,578         | 26,196         | 26,102         |
| Setiembre           | 9,290          | 10,466         | 12,433         | 12,766         | 15,563         | 14,411         | 18,652         | 17,326         | 13,771         | 16,307         |
| Octubre             | 10,307         | 11,783         | 13,042         | 15,164         | 18,078         | 16,170         | 19,614         | 20,404         | 15,160         | 18,056         |
| Noviembre           | 14,048         | 16,430         | 18,639         | 20,436         | 19,671         | 22,508         | 25,937         | 31,324         | 22,926         | 26,595         |
| Diciembre           | 14,488         | 17,237         | 19,773         | 21,977         | 22,906         | 22,501         | 26,520         | 26,540         | 24,582         | 29,123         |





**CUADRO 30**  
**CARIBE: LLEGADAS DE TURISTAS A COSTA RICA, POR MES. 2001-2010**

| MES                 | Año          |              |              |               |               |               |               |               |               |               |
|---------------------|--------------|--------------|--------------|---------------|---------------|---------------|---------------|---------------|---------------|---------------|
|                     | 2001         | 2002         | 2003         | 2004          | 2005          | 2006          | 2007          | 2008          | 2009          | 2010          |
| <b><u>TOTAL</u></b> | <b>9,298</b> | <b>8,836</b> | <b>9,639</b> | <b>11,696</b> | <b>12,412</b> | <b>11,935</b> | <b>15,129</b> | <b>15,289</b> | <b>16,184</b> | <b>14,579</b> |
| Enero               | 948          | 946          | 864          | 978           | 1,022         | 1,205         | 1,057         | 1,273         | 1,399         | 1,395         |
| Febrero             | 629          | 718          | 726          | 876           | 763           | 967           | 813           | 1,141         | 1,046         | 1,128         |
| Marzo               | 823          | 701          | 732          | 901           | 1,085         | 1,077         | 1,016         | 1,582         | 1,311         | 1,306         |
| Abril               | 890          | 887          | 779          | 849           | 953           | 1,199         | 1,079         | 1,173         | 1,431         | 1,309         |
| Mayo                | 752          | 704          | 721          | 796           | 1,099         | 975           | 1,419         | 1,296         | 1,291         | 1,225         |
| Junio               | 867          | 665          | 782          | 1,085         | 1,107         | 936           | 1,339         | 1,213         | 1,374         | 1,119         |
| Julio               | 911          | 893          | 992          | 1,565         | 1,383         | 1,131         | 1,596         | 1,686         | 1,718         | 1,724         |
| Agosto              | 814          | 691          | 1,053        | 1,209         | 1,159         | 916           | 1,564         | 1,508         | 1,643         | 1,290         |
| Setiembre           | 646          | 715          | 681          | 758           | 1,065         | 949           | 1,515         | 1,218         | 1,346         | 1,102         |
| Octubre             | 593          | 608          | 738          | 895           | 899           | 932           | 1,257         | 1,071         | 1,268         | 1,034         |
| Noviembre           | 753          | 692          | 772          | 885           | 949           | 880           | 1,341         | 1,117         | 1,443         | 1,069         |
| Diciembre           | 672          | 616          | 799          | 899           | 928           | 768           | 1,133         | 1,011         | 914           | 878           |



**CUADRO 31**  
**AMÉRICA DEL SUR: LLEGADAS DE TURISTAS A COSTA RICA, POR MES. 2001-2010**

| MES                 | Año            |               |               |               |               |               |                |                |                |                |
|---------------------|----------------|---------------|---------------|---------------|---------------|---------------|----------------|----------------|----------------|----------------|
|                     | 2001           | 2002          | 2003          | 2004          | 2005          | 2006          | 2007           | 2008           | 2009           | 2010           |
| <b><u>TOTAL</u></b> | <b>103,917</b> | <b>88,805</b> | <b>83,736</b> | <b>87,127</b> | <b>88,394</b> | <b>90,906</b> | <b>108,770</b> | <b>114,111</b> | <b>109,572</b> | <b>119,167</b> |
| Enero               | 12,321         | 10,972        | 7,700         | 9,204         | 8,467         | 10,347        | 9,933          | 11,456         | 12,838         | 12,701         |
| Febrero             | 9,003          | 8,548         | 6,672         | 8,132         | 7,150         | 8,350         | 8,417          | 9,544          | 8,906          | 9,880          |
| Marzo               | 8,198          | 10,004        | 6,862         | 7,267         | 7,063         | 7,504         | 8,678          | 10,275         | 8,884          | 9,658          |
| Abril               | 8,249          | 8,259         | 6,866         | 7,008         | 6,726         | 7,023         | 8,279          | 9,036          | 8,482          | 9,326          |
| Mayo                | 8,050          | 5,982         | 6,453         | 6,266         | 7,300         | 7,593         | 9,506          | 9,284          | 7,249          | 9,772          |
| Junio               | 8,420          | 5,990         | 6,004         | 6,302         | 7,062         | 6,055         | 8,312          | 9,001          | 8,192          | 8,317          |
| Julio               | 9,849          | 7,513         | 9,292         | 7,984         | 9,340         | 7,890         | 10,199         | 10,530         | 9,794          | 10,550         |
| Agosto              | 8,996          | 6,474         | 7,621         | 7,209         | 7,617         | 7,492         | 8,360          | 9,828          | 9,566          | 10,768         |
| Setiembre           | 7,176          | 6,408         | 6,524         | 6,748         | 6,764         | 6,834         | 8,439          | 9,069          | 8,204          | 9,176          |
| Octubre             | 6,834          | 6,134         | 6,287         | 6,790         | 6,848         | 7,296         | 9,123          | 8,657          | 8,600          | 9,418          |
| Noviembre           | 7,471          | 5,991         | 6,550         | 7,129         | 6,671         | 7,330         | 9,907          | 8,134          | 9,719          | 9,635          |
| Diciembre           | 9,350          | 6,530         | 6,905         | 7,088         | 7,386         | 7,192         | 9,617          | 9,297          | 9,138          | 9,966          |



**CUADRO 32**  
**LLEGADAS DE TURISTAS INTERNACIONALES A COSTA RICA, VÍA AÉREA, SEGÚN MES. 2001-2010**

| MES                 | Año            |                |                |                  |                  |                  |                  |                  |                  |                  |
|---------------------|----------------|----------------|----------------|------------------|------------------|------------------|------------------|------------------|------------------|------------------|
|                     | 2001           | 2002           | 2003           | 2004             | 2005             | 2006             | 2007             | 2008             | 2009             | 2010             |
| <b><u>TOTAL</u></b> | <b>812,022</b> | <b>798,548</b> | <b>927,705</b> | <b>1,087,890</b> | <b>1,243,541</b> | <b>1,231,950</b> | <b>1,356,995</b> | <b>1,424,034</b> | <b>1,319,615</b> | <b>1,417,980</b> |
| Enero               | 86,496         | 76,987         | 81,814         | 99,389           | 114,526          | 123,983          | 122,602          | 139,249          | 129,273          | 138,329          |
| Febrero             | 84,536         | 76,976         | 82,185         | 108,343          | 120,124          | 121,083          | 123,666          | 141,308          | 119,916          | 139,530          |
| Marzo               | 90,860         | 83,815         | 82,559         | 116,022          | 138,536          | 133,491          | 133,101          | 162,089          | 134,945          | 155,451          |
| Abril               | 67,282         | 65,957         | 73,725         | 86,198           | 101,390          | 103,079          | 108,325          | 117,607          | 110,368          | 114,292          |
| Mayo                | 57,358         | 56,590         | 64,761         | 71,185           | 92,761           | 90,474           | 101,896          | 104,271          | 93,163           | 101,794          |
| Junio               | 66,525         | 64,784         | 71,520         | 83,657           | 107,417          | 98,953           | 117,507          | 122,694          | 112,585          | 119,332          |
| Julio               | 74,739         | 72,038         | 118,630        | 102,094          | 125,241          | 112,388          | 136,248          | 139,086          | 129,910          | 141,122          |
| Agosto              | 61,885         | 62,051         | 73,894         | 88,053           | 96,781           | 93,879           | 104,608          | 115,090          | 108,101          | 111,552          |
| Setiembre           | 38,979         | 45,713         | 50,358         | 57,884           | 66,290           | 63,548           | 73,387           | 69,795           | 70,490           | 72,939           |
| Octubre             | 46,095         | 49,627         | 55,018         | 70,882           | 72,164           | 71,741           | 80,945           | 77,354           | 72,906           | 76,623           |
| Noviembre           | 60,923         | 63,015         | 74,311         | 89,198           | 90,063           | 95,729           | 115,112          | 105,343          | 103,890          | 107,342          |
| Diciembre           | 76,344         | 80,995         | 98,930         | 114,985          | 118,248          | 123,602          | 139,598          | 130,148          | 134,068          | 139,674          |



**CUADRO 33**  
**LLEGADAS DE TURISTAS INTERNACIONALES A COSTA RICA, VÍA TERRESTRE, SEGÚN MES. 2001-2010**

| MES                 | Año            |                |                |                |                |                |                |                |                |                |
|---------------------|----------------|----------------|----------------|----------------|----------------|----------------|----------------|----------------|----------------|----------------|
|                     | 2001           | 2002           | 2003           | 2004           | 2005           | 2006           | 2007           | 2008           | 2009           | 2010           |
| <b><u>TOTAL</u></b> | <b>307,831</b> | <b>308,696</b> | <b>298,795</b> | <b>355,350</b> | <b>426,573</b> | <b>486,981</b> | <b>618,013</b> | <b>661,299</b> | <b>601,345</b> | <b>677,169</b> |
| Enero               | 43,294         | 45,561         | 38,039         | 53,401         | 61,641         | 66,786         | 73,158         | 83,091         | 93,344         | 93,329         |
| Febrero             | 26,570         | 28,760         | 25,555         | 36,047         | 31,674         | 41,519         | 47,564         | 62,053         | 48,150         | 55,727         |
| Marzo               | 22,292         | 25,918         | 24,746         | 28,118         | 34,948         | 36,138         | 44,348         | 58,645         | 44,375         | 52,619         |
| Abril               | 27,019         | 26,045         | 20,675         | 27,091         | 28,258         | 43,000         | 54,457         | 48,835         | 54,710         | 55,157         |
| Mayo                | 16,770         | 20,717         | 18,941         | 21,207         | 28,881         | 32,134         | 42,393         | 45,975         | 37,319         | 46,450         |
| Junio               | 21,632         | 19,374         | 22,394         | 22,340         | 30,834         | 35,245         | 46,465         | 53,832         | 46,305         | 49,707         |
| Julio               | 30,162         | 22,898         | 30,972         | 27,838         | 37,527         | 41,029         | 56,633         | 59,450         | 50,826         | 58,123         |
| Agosto              | 25,723         | 23,776         | 26,647         | 26,434         | 37,118         | 37,046         | 48,930         | 53,625         | 50,889         | 57,156         |
| Setiembre           | 19,224         | 17,816         | 19,100         | 22,383         | 30,610         | 34,554         | 45,218         | 47,444         | 42,534         | 47,189         |
| Octubre             | 20,964         | 22,102         | 23,863         | 25,841         | 31,183         | 34,464         | 49,427         | 47,234         | 39,346         | 49,654         |
| Noviembre           | 24,311         | 24,376         | 23,101         | 27,442         | 30,203         | 39,575         | 52,305         | 47,866         | 41,261         | 50,524         |
| Diciembre           | 29,870         | 31,353         | 24,762         | 37,208         | 43,696         | 45,491         | 57,115         | 53,249         | 52,286         | 61,534         |



**CUADRO 34**  
**LLEGADAS DE TURISTAS INTERNACIONALES A COSTA RICA, VÍA MARÍTIMA, SEGÚN MES. 2001-2010**

| MES                 | Año           |              |               |              |              |              |              |              |              |              |
|---------------------|---------------|--------------|---------------|--------------|--------------|--------------|--------------|--------------|--------------|--------------|
|                     | 2001          | 2002         | 2003          | 2004         | 2005         | 2006         | 2007         | 2008         | 2009         | 2010         |
| <b><u>TOTAL</u></b> | <b>11,553</b> | <b>6,115</b> | <b>12,192</b> | <b>9,686</b> | <b>8,937</b> | <b>6,430</b> | <b>4,781</b> | <b>3,841</b> | <b>1,619</b> | <b>4,680</b> |
| Enero               | 2,925         | 1,085        | 1,048         | 1,778        | 1,471        | 2,571        | 750          | 383          | 47           | 656          |
| Febrero             | 3,111         | 599          | 1,648         | 2,716        | 2,211        | 866          | 578          | 411          | 98           | 662          |
| Marzo               | 1,488         | 662          | 2,577         | 838          | 868          | 846          | 348          | 817          | 452          | 131          |
| Abril               | 140           | 293          | 2,947         | 424          | 975          | 187          | 390          | 558          | 274          | 404          |
| Mayo                | 190           | 213          | 251           | 280          | 304          | 173          | 276          | 279          | 54           | 330          |
| Junio               | 200           | 97           | 1,562         | 256          | 209          | 152          | 327          | 122          | 82           | 144          |
| Julio               | 188           | 205          | 412           | 410          | 409          | 231          | 479          | 136          | 56           | 234          |
| Agosto              | 166           | 357          | 508           | 303          | 518          | 325          | 429          | 170          | 35           | 129          |
| Setiembre           | 138           | 95           | 191           | 40           | 183          | 134          | 301          | 109          | 59           | 86           |
| Octubre             | 146           | 54           | 377           | 290          | 351          | 202          | 186          | 377          | 68           | 384          |
| Noviembre           | 2,086         | 918          | 249           | 1,322        | 547          | 391          | 353          | 330          | 98           | 602          |
| Diciembre           | 775           | 1,537        | 422           | 1,029        | 891          | 352          | 364          | 149          | 296          | 918          |



**CUADRO 35**  
**LLEGADAS DE TURISTAS A COSTA RICA, COMPOSICIÓN**  
**PORCENTUAL POR VÍAS. 2001-2010**

| AÑO  | VÍAS  |           |          | TOTAL |
|------|-------|-----------|----------|-------|
|      | Aérea | Terrestre | Marítima |       |
| 2001 | 71.8  | 27.2      | 1.0      | 100.0 |
| 2002 | 71.7  | 27.7      | 0.6      | 100.0 |
| 2003 | 74.9  | 24.1      | 1.0      | 100.0 |
| 2004 | 74.9  | 24.5      | 0.7      | 100.0 |
| 2005 | 74.1  | 25.1      | 0.8      | 100.0 |
| 2006 | 71.4  | 28.2      | 0.4      | 100.0 |
| 2007 | 68.5  | 31.2      | 0.2      | 100.0 |
| 2008 | 68.2  | 31.7      | 0.2      | 100.0 |
| 2009 | 68.6  | 31.3      | 0.1      | 100.0 |
| 2010 | 67.5  | 32.2      | 0.2      | 100.0 |



### CUADRO 36

#### LLEGADAS DE TURISTAS ESTADOUNIDENSES A COSTA RICA Y VARIACIÓN PORCENTUAL CON RESPECTO AL AÑO ANTERIOR, SEGÚN VÍAS. 2001-2010

| AÑO  | VÍAS     |             |           |             |          |             | TOTAL    |             |
|------|----------|-------------|-----------|-------------|----------|-------------|----------|-------------|
|      | Aérea    |             | Terrestre |             | Marítima |             | Turistas | Variación % |
|      | Turistas | Variación % | Turistas  | Variación % | Turistas | Variación % |          |             |
| 2001 | 403,775  | 1.7         | 16,667    | 18.2        | 8,651    | -53.8       | 429,093  | -0.1        |
| 2002 | 400,758  | -0.7        | 16,914    | 1.5         | 4,543    | -47.5       | 422,215  | -1.6        |
| 2003 | 487,586  | 21.7        | 18,488    | 9.3         | 4,677    | 2.9         | 510,751  | 21.0        |
| 2004 | 602,008  | 23.5        | 25,434    | 37.6        | 6,199    | 32.5        | 633,640  | 24.1        |
| 2005 | 717,746  | 19.2        | 33,977    | 33.6        | 6,411    | 3.4         | 758,134  | 19.6        |
| 2006 | 693,281  | -3.4        | 34,048    | 0.2         | 3,907    | -39.1       | 731,236  | -3.5        |
| 2007 | 747,041  | 7.8         | 40,020    | 17.5        | 3,254    | -16.7       | 790,315  | 8.1         |
| 2008 | 773,099  | 3.5         | 31,970    | -20.1       | 2,093    | -35.7       | 807,162  | 2.1         |
| 2009 | 733,847  | -5.1        | 35,435    | 10.8        | 847      | -59.5       | 770,129  | -4.6        |
| 2010 | 785,696  | 7.1         | 42,841    | 20.9        | 2,456    | 190.0       | 830,993  | 7.9         |





**CUADRO 37**  
**LLEGADAS DE TURISTAS ESTADOUNIDENSES A COSTA RICA,**  
**COMPOSICIÓN PORCENTUAL POR VÍAS. 2001-2010**

| AÑO  | VÍAS  |           |          | TOTAL |
|------|-------|-----------|----------|-------|
|      | Aérea | Terrestre | Marítima |       |
| 2001 | 94.1  | 3.9       | 2.0      | 100.0 |
| 2002 | 94.9  | 4.0       | 1.1      | 100.0 |
| 2003 | 95.5  | 3.6       | 0.9      | 100.0 |
| 2004 | 95.0  | 4.0       | 1.0      | 100.0 |
| 2005 | 94.7  | 4.5       | 0.8      | 100.0 |
| 2006 | 94.8  | 4.7       | 0.5      | 100.0 |
| 2007 | 94.5  | 5.1       | 0.4      | 100.0 |
| 2008 | 95.8  | 4.0       | 0.3      | 100.0 |
| 2009 | 95.3  | 4.6       | 0.1      | 100.0 |
| 2010 | 94.5  | 5.2       | 0.3      | 100.0 |

**CUADRO 38****LLEGADAS DE TURISTAS CENTROAMERICANOS A COSTA RICA Y VARIACIÓN PORCENTUAL CON RESPECTO AL AÑO ANTERIOR, SEGÚN VÍAS. 2001-2010**

| AÑO  | VÍAS     |             |           |             |          |             | TOTAL    |             |
|------|----------|-------------|-----------|-------------|----------|-------------|----------|-------------|
|      | Aérea    |             | Terrestre |             | Marítima |             | Turistas | Variación % |
|      | Turistas | Variación % | Turistas  | Variación % | Turistas | Variación % |          |             |
| 2001 | 66,533   | -7.2        | 253,537   | 18.1        | 207      | 17.6        | 320,277  | 11.8        |
| 2002 | 65,942   | -0.9        | 254,573   | 0.4         | 100      | -51.7       | 320,615  | 0.1         |
| 2003 | 70,037   | 6.2         | 240,058   | -5.7        | 2,841    | 2741.0      | 312,936  | -2.4        |
| 2004 | 76,948   | 9.9         | 282,128   | 17.5        | 903      | -68.2       | 359,979  | 15.0        |
| 2005 | 80,539   | 4.7         | 334,750   | 18.7        | 175      | -80.6       | 415,464  | 15.4        |
| 2006 | 83,574   | 3.8         | 394,265   | 17.8        | 308      | 76.0        | 478,147  | 15.1        |
| 2007 | 90,179   | 7.9         | 502,545   | 27.5        | 116      | -62.3       | 592,840  | 24.0        |
| 2008 | 84,783   | -6.0        | 563,685   | 12.2        | 118      | 1.7         | 648,586  | 9.4         |
| 2009 | 89,539   | 5.6         | 499,124   | -11.5       | 76       | -35.6       | 588,739  | -9.2        |
| 2010 | 92,947   | 3.8         | 549,465   | 10.1        | 106      | 39.5        | 642,517  | 9.1         |



**CUADRO 39**  
**LLEGADAS DE TURISTAS CENTROAMERICANOS A COSTA RICA,**  
**COMPOSICIÓN PORCENTUAL POR VÍAS. 2001-2010**

| AÑO  | VÍAS  |           |          | TOTAL |
|------|-------|-----------|----------|-------|
|      | Aérea | Terrestre | Marítima |       |
| 2001 | 20.8  | 79.2      | 0.1      | 100.0 |
| 2002 | 20.6  | 79.4      | 0.0      | 100.0 |
| 2003 | 22.4  | 76.7      | 0.9      | 100.0 |
| 2004 | 21.4  | 78.4      | 0.3      | 100.0 |
| 2005 | 19.4  | 80.6      | 0.0      | 100.0 |
| 2006 | 17.5  | 82.5      | 0.1      | 100.0 |
| 2007 | 15.2  | 84.8      | 0.0      | 100.0 |
| 2008 | 13.1  | 86.9      | 0.0      | 100.0 |
| 2009 | 15.2  | 84.8      | 0.0      | 100.0 |
| 2010 | 14.5  | 85.5      | 0.0      | 100.0 |



**CUADRO 40**  
**SALIDAS DE COSTARRICENSES AL EXTERIOR SEGÚN MES, POR ZONAS Y PAÍSES DE DESTINO. 2010**

| PAÍSES Y/O<br>ZONAS         | Mes           |               |               |               |               |               |               |               |               |               |               |               | Ene.-Dic.      |
|-----------------------------|---------------|---------------|---------------|---------------|---------------|---------------|---------------|---------------|---------------|---------------|---------------|---------------|----------------|
|                             | Enero         | Febrero       | Marzo         | Abril         | Mayo          | Junio         | Julio         | Agosto        | Setiembre     | Octubre       | Noviembre     | Diciembre     |                |
| <b>GRAN TOTAL</b>           | <b>62,172</b> | <b>40,207</b> | <b>56,910</b> | <b>44,163</b> | <b>47,673</b> | <b>47,514</b> | <b>69,775</b> | <b>47,380</b> | <b>51,944</b> | <b>53,569</b> | <b>53,790</b> | <b>87,144</b> | <b>662,241</b> |
| <b>AMÉRICA DEL NORTE</b>    | <b>18,659</b> | <b>9,501</b>  | <b>13,307</b> | <b>10,857</b> | <b>12,124</b> | <b>13,199</b> | <b>18,032</b> | <b>10,862</b> | <b>11,659</b> | <b>11,680</b> | <b>12,144</b> | <b>18,538</b> | <b>160,562</b> |
| Canadá                      | 122           | 66            | 56            | 70            | 63            | 59            | 94            | 71            | 100           | 46            | 33            | 41            | 821            |
| Estados Unidos              | 16,578        | 8,164         | 11,512        | 9,528         | 10,460        | 11,700        | 15,869        | 9,581         | 10,238        | 10,145        | 10,911        | 15,870        | 140,556        |
| México                      | 1,959         | 1,271         | 1,739         | 1,259         | 1,601         | 1,440         | 2,069         | 1,210         | 1,321         | 1,489         | 1,200         | 2,627         | 19,185         |
| <b>AMÉRICA CENTRAL</b>      | <b>33,101</b> | <b>23,572</b> | <b>34,137</b> | <b>24,600</b> | <b>24,786</b> | <b>23,484</b> | <b>37,917</b> | <b>25,076</b> | <b>26,056</b> | <b>28,377</b> | <b>29,425</b> | <b>52,419</b> | <b>362,950</b> |
| Guatemala                   | 2,018         | 2,531         | 2,705         | 2,203         | 1,951         | 2,030         | 2,542         | 2,154         | 2,121         | 2,348         | 2,806         | 2,633         | 28,042         |
| El Salvador                 | 1,862         | 1,731         | 1,737         | 1,816         | 1,771         | 1,654         | 1,846         | 1,815         | 1,793         | 1,839         | 1,832         | 1,534         | 21,230         |
| Belice                      | 46            | 48            | 42            | 41            | 48            | 28            | 67            | 36            | 35            | 39            | 38            | 59            | 527            |
| Honduras                    | 720           | 809           | 923           | 790           | 848           | 865           | 994           | 849           | 841           | 832           | 969           | 788           | 10,228         |
| Nicaragua                   | 12,001        | 7,832         | 13,056        | 8,454         | 8,761         | 7,035         | 13,199        | 8,185         | 8,187         | 7,836         | 7,256         | 18,790        | 120,592        |
| Panamá                      | 16,454        | 10,621        | 15,674        | 11,296        | 11,407        | 11,872        | 19,269        | 12,037        | 13,079        | 15,483        | 16,524        | 28,615        | 182,331        |
| <b>CARIBE</b>               | <b>998</b>    | <b>719</b>    | <b>1,018</b>  | <b>814</b>    | <b>804</b>    | <b>667</b>    | <b>1,180</b>  | <b>813</b>    | <b>864</b>    | <b>732</b>    | <b>746</b>    | <b>1,149</b>  | <b>10,504</b>  |
| Cuba                        | 620           | 513           | 741           | 577           | 557           | 442           | 762           | 500           | 493           | 426           | 456           | 721           | 6,808          |
| República Dominicana        | 320           | 198           | 244           | 232           | 241           | 219           | 408           | 309           | 371           | 304           | 280           | 414           | 3,540          |
| Jamaica                     |               |               |               | 2             | 1             | 2             |               |               |               |               |               | 6             | 11             |
| Trinidad y Tobago           | 1             |               |               |               |               |               |               |               |               |               |               |               | 1              |
| Otros                       | 57            | 8             | 33            | 3             | 5             | 4             | 10            | 4             |               | 2             | 10            | 8             | 144            |
| <b>AMÉRICA DEL SUR</b>      | <b>3,105</b>  | <b>2,526</b>  | <b>3,218</b>  | <b>2,888</b>  | <b>3,318</b>  | <b>2,981</b>  | <b>4,029</b>  | <b>3,788</b>  | <b>3,667</b>  | <b>4,301</b>  | <b>4,015</b>  | <b>4,728</b>  | <b>42,564</b>  |
| Argentina                   | 146           | 138           | 336           | 244           | 214           | 195           | 250           | 208           | 314           | 245           | 216           | 244           | 2,750          |
| Bolivia                     | 13            | 28            | 26            | 59            | 35            | 30            | 22            | 31            | 38            | 46            | 45            | 32            | 405            |
| Brasil                      | 148           | 110           | 165           | 197           | 252           | 208           | 152           | 148           | 198           | 184           | 264           | 158           | 2,184          |
| Chile                       | 239           | 73            | 117           | 73            | 74            | 68            | 84            | 80            | 145           | 146           | 138           | 186           | 1,423          |
| Colombia                    | 1,170         | 925           | 1,194         | 1,081         | 1,359         | 1,129         | 1,927         | 1,873         | 1,572         | 1,978         | 1,771         | 2,536         | 18,515         |
| Ecuador                     | 317           | 461           | 354           | 379           | 330           | 298           | 460           | 371           | 412           | 453           | 452           | 465           | 4,752          |
| Paraguay                    | 9             | 5             | 12            | 20            | 19            | 12            | 16            | 34            | 48            | 47            | 29            | 20            | 271            |
| Perú                        | 753           | 513           | 580           | 527           | 674           | 616           | 694           | 650           | 635           | 732           | 771           | 787           | 7,932          |
| Uruguay                     | 14            | 28            | 63            | 47            | 34            | 32            | 15            | 16            | 30            | 49            | 59            | 50            | 437            |
| Venezuela                   | 296           | 245           | 371           | 261           | 327           | 393           | 409           | 377           | 275           | 421           | 270           | 250           | 3,895          |
| <b>EUROPA</b>               | <b>636</b>    | <b>554</b>    | <b>956</b>    | <b>1,101</b>  | <b>1,872</b>  | <b>2,029</b>  | <b>1,437</b>  | <b>1,387</b>  | <b>2,010</b>  | <b>1,341</b>  | <b>856</b>    | <b>1,136</b>  | <b>15,315</b>  |
| Alemania                    | 84            | 117           | 94            | 124           | 243           | 396           | 295           | 162           | 256           | 139           | 118           | 226           | 2,254          |
| Austria                     | 8             | 2             | 6             | 2             | 8             | 49            | 7             | 8             | 14            | 9             | 5             | 6             | 124            |
| Bélgica                     | 11            | 24            | 31            | 26            | 15            | 26            | 17            | 16            | 19            | 26            | 9             | 9             | 229            |
| Dinamarca                   | 2             |               | 1             |               | 1             | 2             |               | 8             | 2             |               |               |               | 16             |
| España                      | 293           | 233           | 425           | 434           | 751           | 776           | 530           | 482           | 1,071         | 680           | 384           | 544           | 6,603          |
| Finlandia                   | 2             |               |               |               |               |               | 8             | 5             |               |               | 1             |               | 16             |
| Francia                     | 57            | 46            | 49            | 61            | 227           | 126           | 152           | 122           | 222           | 111           | 106           | 104           | 1,383          |
| Holanda                     | 28            | 16            | 10            | 16            | 38            | 29            | 19            | 18            | 19            | 27            | 19            | 31            | 270            |
| Irlanda                     | 4             |               | 1             |               |               |               | 1             |               | 1             | 1             |               |               | 8              |
| Italia                      | 66            | 51            | 120           | 115           | 236           | 288           | 130           | 94            | 226           | 213           | 144           | 86            | 1,769          |
| Noruega                     |               | 1             |               | 1             | 1             | 2             | 3             | 2             |               |               | 2             | 2             | 14             |
| Polonia                     |               |               | 2             |               | 3             | 3             | 4             | 1             |               |               |               |               | 13             |
| Portugal                    | 7             | 5             | 12            | 20            | 25            | 17            | 11            | 47            | 32            | 6             | 5             | 11            | 198            |
| Reino Unido                 | 23            | 20            | 13            | 28            | 77            | 101           | 70            | 67            | 38            | 30            | 28            | 62            | 557            |
| Republica Checa             |               |               | 3             | 1             | 7             | 12            | 2             |               | 5             | 1             |               | 1             | 32             |
| Rusia                       | 2             | 2             | 5             | 1             | 9             | 3             | 3             | 2             | 2             | 2             | 3             | 2             | 36             |
| Suecia                      | 1             | 1             |               | 4             | 1             |               | 2             | 2             | 2             |               |               |               | 13             |
| Suiza                       | 33            | 32            | 27            | 39            | 70            | 77            | 92            | 58            | 54            | 28            | 21            | 41            | 572            |
| Otros                       | 15            | 4             | 157           | 229           | 160           | 122           | 91            | 293           | 47            | 68            | 11            | 11            | 1,208          |
| <b>ASIA - ORIENTE MEDIO</b> | <b>54</b>     | <b>67</b>     | <b>113</b>    | <b>201</b>    | <b>110</b>    | <b>114</b>    | <b>87</b>     | <b>85</b>     | <b>236</b>    | <b>337</b>    | <b>195</b>    | <b>154</b>    | <b>1,753</b>   |
| China (Rep. Popular)        | 5             | 8             | 25            | 28            | 9             | 7             | 21            | 5             | 17            | 14            | 12            | 21            | 172            |
| China (Taiwan)              | 13            | 16            | 27            | 14            | 4             | 7             | 21            | 9             | 18            | 17            | 16            | 44            | 206            |
| Corea                       |               | 2             | 18            | 1             | 9             | 1             | 2             | 9             | 1             | 5             | 1             | 2             | 51             |
| Israel                      | 14            | 12            | 11            | 85            | 32            | 12            | 9             | 38            | 112           | 171           | 42            | 27            | 565            |
| Japón                       | 5             |               | 5             |               | 6             | 5             | 8             | 2             | 3             | 5             | 4             | 4             | 47             |
| Otros                       | 17            | 29            | 27            | 73            | 50            | 82            | 26            | 22            | 85            | 125           | 120           | 56            | 712            |
| <b>ÁFRICA</b>               | <b>8</b>      | <b>13</b>     | <b>10</b>     | <b>6</b>      | <b>21</b>     | <b>186</b>    | <b>7</b>      | <b>5</b>      | <b>9</b>      | <b>11</b>     | <b>10</b>     | <b>10</b>     | <b>296</b>     |
| <b>OTRAS ZONAS</b>          | <b>4</b>      | <b>4</b>      | <b>1</b>      | <b>4</b>      | <b>6</b>      | <b>3</b>      | <b>13</b>     | <b>4</b>      | <b>10</b>     | <b>1</b>      | <b>2</b>      | <b>24</b>     | <b>76</b>      |
| No indica                   | 5,607         | 3,251         | 4,150         | 3,692         | 4,632         | 4,851         | 7,073         | 5,360         | 7,433         | 6,789         | 6,397         | 8,986         | 68,221         |



**CUADRO 41**  
**SALIDAS DE COSTARRICENSES AL EXTERIOR POR PAÍS**  
**Y ZONA DE DESTINO. 2008-2010**

| ZONAS / PAÍSES           | Año            |                |                | VARIACIÓN      |              |                |              |
|--------------------------|----------------|----------------|----------------|----------------|--------------|----------------|--------------|
|                          | 2008           | 2009           | 2010           | 2008 - 2009    |              | 2009 - 2010    |              |
|                          |                |                |                | Absoluta       | %            | Absoluta       | %            |
| <b>GRAN TOTAL</b>        | <b>519,140</b> | <b>579,316</b> | <b>662,241</b> | <b>60,176</b>  | <b>11.6</b>  | <b>82,925</b>  | <b>14.3</b>  |
| <b>AMÉRICA DEL NORTE</b> | <b>201,168</b> | <b>182,363</b> | <b>160,562</b> | <b>-18,805</b> | <b>-9.3</b>  | <b>-21,801</b> | <b>-12.0</b> |
| Canadá                   | 1,371          | 1,284          | 821            | -87            | -6.3         | -463           | -36.1        |
| Estados Unidos           | 160,806        | 151,962        | 140,556        | -8,844         | -5.5         | -11,406        | -7.5         |
| México                   | 38,991         | 29,117         | 19,185         | -9,874         | -25.3        | -9,932         | -34.1        |
| <b>AMÉRICA CENTRAL</b>   | <b>236,508</b> | <b>299,531</b> | <b>362,950</b> | <b>63,023</b>  | <b>26.6</b>  | <b>63,419</b>  | <b>21.2</b>  |
| Guatemala                | 28,927         | 28,126         | 28,042         | -801           | -2.8         | -84            | -0.3         |
| El Salvador              | 21,105         | 21,450         | 21,230         | 345            | 1.6          | -220           | -1.0         |
| Belice                   | 538            | 589            | 527            | 51             | 9.5          | -62            | -10.5        |
| Honduras                 | 10,959         | 9,080          | 10,228         | -1,879         | -17.1        | 1,148          | 12.6         |
| Nicaragua                | 72,655         | 100,978        | 120,592        | 28,323         | 39.0         | 19,614         | 19.4         |
| Panamá                   | 102,324        | 139,308        | 182,331        | 36,984         | 36.1         | 43,023         | 30.9         |
| <b>CARIBE</b>            | <b>14,792</b>  | <b>12,341</b>  | <b>10,504</b>  | <b>-2,451</b>  | <b>-16.6</b> | <b>-1,837</b>  | <b>-14.9</b> |
| <b>AMÉRICA DEL SUR</b>   | <b>37,532</b>  | <b>38,720</b>  | <b>42,564</b>  | <b>1,188</b>   | <b>3.2</b>   | <b>3,844</b>   | <b>9.9</b>   |
| <b>EUROPA</b>            | <b>12,324</b>  | <b>11,373</b>  | <b>15,315</b>  | <b>-951</b>    | <b>-7.7</b>  | <b>3,942</b>   | <b>34.7</b>  |
| <b>OTRAS ZONAS*</b>      | <b>16,816</b>  | <b>34,988</b>  | <b>70,346</b>  | <b>18,172</b>  | <b>108.1</b> | <b>35,358</b>  | <b>101.1</b> |

\*Incluye la categoría Asia-Oriente Medio, África y "No indica"



**CUADRO 42**  
**SALIDAS DE COSTARRICENSES AL EXTERIOR, POR MES. 2001-2010**

| MES          | Año            |                |                |                |                |                |                |                |                |                |
|--------------|----------------|----------------|----------------|----------------|----------------|----------------|----------------|----------------|----------------|----------------|
|              | 2001           | 2002           | 2003           | 2004           | 2005           | 2006           | 2007           | 2008           | 2009           | 2010           |
| <b>TOTAL</b> | <b>361,391</b> | <b>364,032</b> | <b>372,866</b> | <b>424,635</b> | <b>487,103</b> | <b>484,585</b> | <b>576,716</b> | <b>528,406</b> | <b>579,316</b> | <b>662,241</b> |
| Enero        | 38,306         | 34,873         | 35,852         | 28,131         | 47,601         | 48,927         | 46,799         | 38,118         | 54,590         | 62,172         |
| Febrero      | 23,738         | 23,938         | 24,922         | 25,696         | 30,329         | 30,200         | 32,800         | 38,621         | 34,315         | 40,207         |
| Marzo        | 28,307         | 30,234         | 25,412         | 30,010         | 44,098         | 35,461         | 44,515         | 45,571         | 41,063         | 56,910         |
| Abril        | 31,893         | 25,712         | 29,350         | 35,149         | 37,073         | 43,638         | 45,939         | 42,848         | 49,878         | 44,163         |
| Mayo         | 27,484         | 25,589         | 27,127         | 31,075         | 38,329         | 37,658         | 41,382         | 45,704         | 37,017         | 47,673         |
| Junio        | 32,348         | 28,407         | 27,682         | 34,632         | 37,772         | 36,916         | 46,117         | 42,595         | 40,221         | 47,514         |
| Julio        | 36,114         | 32,478         | 38,027         | 44,490         | 50,924         | 43,554         | 54,007         | 51,861         | 57,566         | 69,775         |
| Agosto       | 28,532         | 27,746         | 29,262         | 32,807         | 38,768         | 34,171         | 42,747         | 34,275         | 43,566         | 47,380         |
| Setiembre    | 23,960         | 27,048         | 29,247         | 34,183         | 43,407         | 37,434         | 48,006         | 44,624         | 47,924         | 51,944         |
| Octubre      | 24,677         | 29,876         | 30,646         | 34,763         | 35,876         | 38,276         | 48,806         | 42,989         | 47,886         | 53,569         |
| Noviembre    | 27,890         | 29,892         | 30,403         | 36,047         | 36,726         | 38,441         | 51,800         | 42,881         | 46,183         | 53,790         |
| Diciembre    | 38,142         | 48,239         | 44,936         | 57,652         | 46,200         | 59,909         | 73,798         | 58,319         | 79,107         | 87,144         |



**CUADRO 43**  
**SALIDAS DE COSTARRICENSES AL EXTERIOR POR ZONAS Y PAÍSES DE DESTINO. 2001-2010**

| ZONAS / PAÍSES           | Año            |                |                |                |                |                |                |                |                |                |
|--------------------------|----------------|----------------|----------------|----------------|----------------|----------------|----------------|----------------|----------------|----------------|
|                          | 2001           | 2002           | 2003           | 2004           | 2005           | 2006           | 2007           | 2008           | 2009           | 2010           |
| <b>GRAN TOTAL</b>        | <b>361,391</b> | <b>364,032</b> | <b>372,866</b> | <b>424,635</b> | <b>487,102</b> | <b>484,585</b> | <b>576,716</b> | <b>519,140</b> | <b>579,316</b> | <b>662,241</b> |
| <b>AMÉRICA DEL NORTE</b> | <b>166,130</b> | <b>167,418</b> | <b>171,687</b> | <b>176,756</b> | <b>190,780</b> | <b>180,278</b> | <b>213,104</b> | <b>201,168</b> | <b>182,363</b> | <b>160,562</b> |
| Canadá                   | 712            | 794            | 832            | 3,265          | 2,171          | 2,354          | 2,595          | 1,371          | 1,284          | 821            |
| Estados Unidos           | 136,316        | 139,549        | 142,935        | 146,807        | 160,448        | 151,525        | 177,982        | 160,806        | 151,962        | 140,556        |
| México                   | 29,102         | 27,075         | 27,920         | 26,684         | 28,161         | 26,399         | 32,527         | 38,991         | 29,117         | 19,185         |
| <b>AMÉRICA CENTRAL</b>   | <b>157,350</b> | <b>161,955</b> | <b>165,730</b> | <b>179,665</b> | <b>223,481</b> | <b>222,302</b> | <b>276,672</b> | <b>236,508</b> | <b>299,531</b> | <b>362,950</b> |
| Guatemala                | 22,425         | 22,338         | 22,876         | 19,281         | 21,482         | 22,816         | 25,989         | 28,927         | 28,126         | 28,042         |
| El Salvador              | 20,580         | 22,071         | 22,719         | 14,710         | 15,679         | 17,355         | 17,508         | 21,105         | 21,450         | 21,230         |
| Belice                   |                |                |                |                |                | 330            | 465            | 538            | 589            | 527            |
| Honduras                 | 1,516          | 2,643          | 2,731          | 6,615          | 8,435          | 9,211          | 10,407         | 10,959         | 9,080          | 10,228         |
| Nicaragua                | 56,024         | 54,962         | 56,120         | 79,174         | 95,508         | 83,651         | 92,401         | 72,655         | 100,978        | 120,592        |
| Panamá                   | 56,805         | 59,941         | 61,284         | 59,885         | 82,377         | 88,939         | 129,902        | 102,324        | 139,308        | 182,331        |
| <b>CARIBE</b>            | <b>4,123</b>   | <b>3,576</b>   | <b>3,631</b>   | <b>9,298</b>   | <b>9,064</b>   | <b>10,167</b>  | <b>16,400</b>  | <b>14,792</b>  | <b>12,341</b>  | <b>10,504</b>  |
| <b>AMÉRICA DEL SUR</b>   | <b>21,548</b>  | <b>25,107</b>  | <b>25,694</b>  | <b>44,920</b>  | <b>47,639</b>  | <b>47,241</b>  | <b>46,113</b>  | <b>37,532</b>  | <b>38,720</b>  | <b>42,564</b>  |
| <b>EUROPA</b>            | <b>3,383</b>   | <b>5,218</b>   | <b>5,353</b>   | <b>11,687</b>  | <b>13,728</b>  | <b>20,291</b>  | <b>16,638</b>  | <b>12,324</b>  | <b>11,373</b>  | <b>15,315</b>  |
| <b>OTRAS ZONAS*</b>      | <b>8,857</b>   | <b>758</b>     | <b>771</b>     | <b>2,309</b>   | <b>2,410</b>   | <b>4,306</b>   | <b>7,789</b>   | <b>16,816</b>  | <b>34,988</b>  | <b>70,346</b>  |

\*Incluye la categoría Asia-Oriente Medio, África, "No indica" y a Belice, ya que para el año 2002 y anteriores, Belice estuvo ubicado en Otras zonas





**CUADRO 44**  
**TURISMO Y OTRAS FUENTES GENERADORAS DE DIVISAS**  
**PARA COSTA RICA. 2001-2010**  
(Cifras en millones de \$E.E.U.U.)

| AÑO  | FUENTE DE DIVISAS |             |       |             |        |             |
|------|-------------------|-------------|-------|-------------|--------|-------------|
|      | Turismo*          | Variación % | Café  | Variación % | Banano | Variación % |
| 2001 | 1,095.5           | -           | 161.8 | -           | 505.8  | -           |
| 2002 | 1,078.0           | -1.6        | 165.1 | 2.0         | 477.5  | -5.6        |
| 2003 | 1,199.4           | 11.3        | 193.6 | 17.3        | 553.1  | 15.8        |
| 2004 | 1,358.5           | 13.3        | 197.6 | 2.1         | 543.4  | -1.8        |
| 2005 | 1,570.1           | 15.6        | 232.7 | 17.8        | 481.2  | -11.4       |
| 2006 | 1,620.9           | 3.2         | 225.8 | -3.0        | 620.3  | 28.9        |
| 2007 | 1,927.4           | 18.9        | 251.9 | 11.6        | 673.0  | 8.5         |
| 2008 | 2,174.1           | 12.8        | 305.0 | 21.1        | 689.7  | 2.5         |
| 2009 | 1,805.8           | -16.9       | 232.2 | -23.9       | 622.4  | -9.7        |
| 2010 | 1,961.1           | 8.6         | 259.4 | 11.7        | 690.9  | 11.0        |

\*/ Estas cifras **no** incluyen información de cruceros

FUENTE: Departamento de Estadística Macroeconómica, BCCR.



**CUADRO 45**  
**INGRESOS POR TURISMO VERSUS OTRAS FUENTES DE INGRESO DE DIVISAS PARA COSTA RICA. 2003-2010**

| RUBRO   | Año              |                  |                  |                  |                  |                  |                  |                  |
|---|------------------|------------------|------------------|------------------|------------------|------------------|------------------|------------------|
|   | 2003             | 2004             | 2005             | 2006             | 2007             | 2008             | 2009             | 2010             |
| <b>Llegadas de turistas internacionales a Costa Rica</b>  | <b>1,237,948</b> | <b>1,452,926</b> | <b>1,679,051</b> | <b>1,725,261</b> | <b>1,979,789</b> | <b>2,089,174</b> | <b>1,922,579</b> | <b>2,099,829</b> |
| Exportaciones de productos tradicionales (millones de \$) | 793.9            | 801.1            | 769.4            | 915.1            | 1,001.7          | 1,066.9          | 921.7            | 1,071.2          |
| Café (millones de \$)                                     | 193.6            | 197.6            | 232.7            | 225.8            | 251.9            | 305.0            | 232.2            | 259.4            |
| Banano (millones de \$)                                   | 553.1            | 543.4            | 481.2            | 620.3            | 673.0            | 689.7            | 622.4            | 690.9            |
| Piña (millones de \$)                                     | 198.5            | 256.2            | 324.7            | 432.8            | 484.9            | 572.9            | 599.7            | 675.1            |
| Productos farmacéuticos (millones de \$)                  | 103.0            | 110.0            | 103.2            | 113.8            | 120.0            | 125.7            | 123.7            | 59.8             |
| <b>TURISMO (millones de dólares)*</b>                     | <b>1,225.6</b>   | <b>1,390.3</b>   | <b>1,599.0</b>   | <b>1,634.7</b>   | <b>1,942.2</b>   | <b>2,186.7</b>   | <b>1,822.7</b>   | <b>1,977.1</b>   |
| Total de exportaciones (millones de \$)                   | 6,102.2          | 6,301.5          | 7,026.4          | 8,207.3          | 9,352.7          | 9,503.7          | 8,783.7          | 9,340.5          |
| PIB (millones de dólares)                                 | 17,517.7         | 18,595.6         | 19,961.0         | 22,528.7         | 26,267.3         | 29,847.7         | 29,241.1         | 35,789.4         |
| Relación turismo/PIB (%)                                  | 7.0              | 7.5              | 8.0              | 7.3              | 7.4              | 7.3              | 6.2              | 5.5              |
| Relación turismo/exportaciones (%)                        | 20.1             | 22.1             | 22.8             | 19.9             | 20.8             | 23.0             | 20.8             | 21.2             |

\*/ Incluye la información de los cruceros

FUENTE: Departamento de Estadística Macroeconómica, BCCR.



**CUADRO 46**  
**INGRESO DE DIVISAS POR CONCEPTO DE TURISMO Y**  
**RELACIÓN TURISMO/EXPORTACIONES. 2001-2010**  
(Cifras de millones de \$E.E.U.U)

| AÑO  | Total de Exportaciones | Divisas por Turismo* | Razón: Turismo/Exportaciones |
|------|------------------------|----------------------|------------------------------|
| 2001 | 5,021.0                | 1,095.5              | 21.8                         |
| 2002 | 5,263.5                | 1,078.0              | 20.5                         |
| 2003 | 6,101.2                | 1,199.4              | 19.7                         |
| 2004 | 6,301.7                | 1,358.5              | 21.6                         |
| 2005 | 7,027.2                | 1,570.1              | 22.3                         |
| 2006 | 8,199.8                | 1,620.9              | 19.8                         |
| 2007 | 9,337.0                | 1,927.4              | 20.6                         |
| 2008 | 9,503.7                | 2,174.1              | 22.9                         |
| 2009 | 8,783.7                | 1,805.8              | 20.6                         |
| 2010 | 9,340.5                | 1,961.1              | 21.0                         |

\*/ Estas cifras **no** incluyen información de cruceros

FUENTE: Departamento de Estadística Macroeconómica, BCCR.



**CUADRO 47**  
**ENTRADA DE TURISTAS INTERNACIONALES VS.**  
**SALIDA DE NACIONALES. 2001-2010**

| Año  | Llegadas de<br>Turistas<br>Internacionales | Salidas de<br>Costarricenses | Diferencia | Razón %<br>Llegadas/Salidas |
|------|--|------------------------------|------------|-----------------------------|
| 2001 | 1,131,406                                  | 361,391                      | 770,015    | 313.1                       |
| 2002 | 1,113,359                                  | 364,032                      | 749,327    | 305.8                       |
| 2003 | 1,238,692                                  | 372,866                      | 865,826    | 332.2                       |
| 2004 | 1,452,926                                  | 424,635                      | 1,028,291  | 342.2                       |
| 2005 | 1,679,051                                  | 487,102                      | 1,191,949  | 344.7                       |
| 2006 | 1,725,261                                  | 484,585                      | 1,240,676  | 356.0                       |
| 2007 | 1,979,789                                  | 576,716                      | 1,403,073  | 343.3                       |
| 2008 | 2,089,174                                  | 519,140                      | 1,570,034  | 402.4                       |
| 2009 | 1,922,579                                  | 579,316                      | 1,343,263  | 331.9                       |
| 2010 | 2,099,829                                  | 662,241                      | 1,437,588  | 317.1                       |



**CUADRO 48**  
**INGRESO Y EGRESO DE DIVISAS POR CONCEPTO DE TURISMO.**  
**2001-2010**  
(Cifras en millones de \$E.E.U.U.)

| Año  | Ingreso de divisas (\$)* | Egreso de divisas (\$) | Saldo (\$) | Razón \$ (Ingresos/Egresos) |
|------|--------------------------|------------------------|------------|-----------------------------|
| 2001 | 1,095.5                  | 361.1                  | 734.4      | 3.0                         |
| 2002 | 1,078.0                  | 343.5                  | 734.5      | 3.1                         |
| 2003 | 1,199.4                  | 351.9                  | 847.5      | 3.4                         |
| 2004 | 1,358.5                  | 404.1                  | 954.4      | 3.4                         |
| 2005 | 1,570.1                  | 468.1                  | 1,102.0    | 3.4                         |
| 2006 | 1,620.9                  | 483.7                  | 1,137.2    | 3.4                         |
| 2007 | 1,927.4                  | 632.0                  | 1,295.4    | 3.0                         |
| 2008 | 2,174.1                  | 591.6                  | 1,582.5    | 3.7                         |
| 2009 | 1,805.8                  | 366.2                  | 1,439.6    | 4.9                         |
| 2010 | 1,961.1                  | 482.1                  | 1,479.0    | 4.1                         |

\*/ Estas cifras **no** incluyen información de cruceros

FUENTE: Departamento de Estadística Macroeconómica, BCCR.



**CUADRO 49**  
**OFERTA TOTAL DE HOSPEDAJE POR CANTIDAD DE HABITACIONES Y**  
**HOTELES**  
**(VARIACIÓN PORCENTUAL CON RESPECTO AL AÑO ANTERIOR)**  
**2001-2010**

| Año  | Habitaciones |             | Hoteles  |             |
|------|--------------|-------------|----------|-------------|
|      | Cantidad     | Variación % | Cantidad | Variación % |
| 2001 | 31,706       | 7.5         | 1,935    | 6.0         |
| 2002 | 33,126       | 4.5         | 2,074    | 7.2         |
| 2003 | 35,003       | 5.7         | 2,217    | 6.9         |
| 2004 | 36,299       | 3.7         | 2,325    | 4.9         |
| 2005 | 38,737       | 6.7         | 2,376    | 2.2         |
| 2006 | 40,811       | 5.4         | 2,576    | 8.4         |
| 2007 | 41,340       | 1.3         | 2,595    | 0.7         |
| 2008 | 41,759       | 1.0         | 2,599    | 0.2         |
| 2009 | 42,058       | 0.7         | 2,508    | -3.5        |
| 2010 | 43,715       | 3.9         | 2,468    | -1.6        |

FUENTE: Gestión y Asesoría Turística, Administración de la Información, ICT



**CUADRO 50**  
**OFERTA TOTAL DE HOSPEDAJE POR CATEGORÍA EN ESTRELLAS SEGÚN UNIDAD DE PLANEAMIENTO. 2010**

| UNIDAD DE PLANEAMIENTO       | CATEGORÍA EN ESTRELLAS |               |            |               |            |               |               |              | Total        |               |
|------------------------------|------------------------|---------------|------------|---------------|------------|---------------|---------------|--------------|--------------|---------------|
|                              | 0                      |               | 1 - 3      |               | 4 - 5      |               | Sin Categoría |              |              |               |
|                              | Hoteles                | Habitaciones  | Hoteles    | Habitaciones  | Hoteles    | Habitaciones  | Hoteles       | Habitaciones | Hoteles      | Habitaciones  |
| <b>Total</b>                 | <b>1,745</b>           | <b>20,418</b> | <b>554</b> | <b>11,799</b> | <b>115</b> | <b>11,049</b> | <b>54</b>     | <b>449</b>   | <b>2,468</b> | <b>43,715</b> |
| Caribe Norte                 | 119                    | 2,030         | 24         | 670           | 1          | 98            |               |              | 144          | 2,798         |
| Caribe Sur                   | 159                    | 1,487         | 20         | 284           | 2          | 32            |               |              | 181          | 1,803         |
| Guanacaste Norte             | 212                    | 2,925         | 104        | 2,298         | 23         | 3,423         | 1             | 5            | 340          | 8,651         |
| Guanacaste Sur               | 118                    | 1,201         | 21         | 357           | 2          | 87            |               |              | 141          | 1,645         |
| Llanuras del Norte           | 239                    | 2,501         | 71         | 1,767         | 9          | 554           | 3             | 41           | 322          | 4,863         |
| Monteverde                   | 62                     | 686           | 15         | 395           | 2          | 187           |               |              | 79           | 1,268         |
| Pacífico Central             | 133                    | 1,548         | 96         | 1,918         | 14         | 955           | 7             | 83           | 250          | 4,504         |
| Pacífico Sur                 | 311                    | 3,597         | 51         | 889           | 7          | 161           | 36            | 260          | 405          | 4,907         |
| Puntarenas e Islas del Golfo | 191                    | 1,903         | 31         | 553           | 4          | 884           |               |              | 226          | 3,340         |
| Valle Central                | 201                    | 2,540         | 121        | 2,668         | 51         | 4,668         | 7             | 60           | 380          | 9,936         |

FUENTE: Administración de la Información, ICT

Nota: Solamente los hoteles que tienen declaratoria turística del ICT están categorizados oficialmente. Es importante enfatizar que esta categorización se hizo únicamente con fines analíticos pero se insiste en que aquellos hoteles que no poseen declaratoria turística no están categorizados.





**CUADRO 51**  
**EMPRESAS CON DECLARATORIA TURÍSTICA POR CONDICIÓN DE LA EMPRESA SEGÚN**  
**TIPO. 2010**

| TIPO DE EMPRESA          | CONDICIÓN DE LA EMPRESA |              |              | Empresas Canceladas* |
|--------------------------|-------------------------|--------------|--------------|----------------------|
|                          | En Proyecto             | En Operación | TOTAL        |                      |
| <b>Total</b>             | <b>139</b>              | <b>1,379</b> | <b>1,518</b> | <b>63</b>            |
| Hospedaje                | 51                      | 501          | 552          | 7                    |
| Agencias de Viajes       | 41                      | 357          | 398          | 3                    |
| Alquiler de automóviles  | 4                       | 20           | 24           | 1                    |
| Transporte Acuático      | 8                       | 23           | 31           | 7                    |
| Gastronómico y Diversión | 33                      | 432          | 465          | 43                   |
| Líneas Aéreas            | 0                       | 28           | 28           | 0                    |
| Actividades Temáticas    | 2                       | 18           | 20           | 2                    |

\*/ Se refiere a empresas a las que se les ha cancelado la declaratoria turística a diciembre de 2010

FUENTE: Gestión y Asesoría Turística, Administración de la Información, ICT



**CUADRO 52**  
**EMPRESAS CON DECLARATORIA TURÍSTICA EN PROYECTO Y EN OPERACIÓN**  
**POR TIPO DE EMPRESA, SEGÚN PROVINCIA. 2010**

| PROVINCIA         | TIPO DE EMPRESA |                    |                         |                     |                         |               |                       | TOTAL        |
|-------------------|-----------------|--------------------|-------------------------|---------------------|-------------------------|---------------|-----------------------|--------------|
|                   | Hospedaje       | Agencias de Viajes | Alquiler de Automóviles | Transporte Acuático | Diversión y Gastronomía | Líneas Aéreas | Actividades Temáticas |              |
| <b>Total</b>      | <b>552</b>      | <b>398</b>         | <b>24</b>               | <b>31</b>           | <b>465</b>              | <b>28</b>     | <b>20</b>             | <b>1,518</b> |
| San José          | 130             | 283                | 14                      | 2                   | 258                     | 26            | 1                     | <b>714</b>   |
| Alajuela          | 82              | 36                 | 8                       | 1                   | 63                      | 2             | 5                     | <b>197</b>   |
| Cartago           | 12              | 4                  | 0                       | 2                   | 29                      | 0             | 2                     | <b>49</b>    |
| Heredia           | 31              | 29                 | 1                       | 0                   | 52                      | 0             | 3                     | <b>116</b>   |
| Guanacaste        | 123             | 9                  | 1                       | 7                   | 31                      | 0             | 1                     | <b>172</b>   |
| Puntarenas        | 147             | 28                 | 0                       | 18                  | 28                      | 0             | 2                     | <b>223</b>   |
| Limón             | 27              | 9                  | 0                       | 1                   | 4                       | 0             | 6                     | <b>47</b>    |
| <b>Porcentaje</b> | 36.4            | 26.2               | 1.6                     | 2.0                 | 30.6                    | 1.8           | 1.3                   | <b>100.0</b> |

FUENTE: Gestión y Asesoría Turística, Administración de la Información, ICT



**CUADRO 53**  
**OFERTA DE HABITACIONES CON DECLARATORIA TURÍSTICA EN**  
**OPERACIÓN Y LLEGADAS DE TURISTAS INTERNACIONALES (VARIACIÓN**  
**PORCENTUAL CON RESPECTO AL AÑO ANTERIOR)**  
**2001-2010**

| Año  | Habitaciones con declaratoria |             | Turistas  |             |
|------|-------------------------------|-------------|-----------|-------------|
|      | Cantidad                      | Variación % | Cantidad  | Variación % |
| 2001 | 14,990                        | 6.1         | 1,131,406 | 4.0         |
| 2002 | 15,172                        | 1.2         | 1,113,359 | -1.6        |
| 2003 | 15,611                        | 2.9         | 1,238,692 | 11.3        |
| 2004 | 16,003                        | 2.5         | 1,452,926 | 17.3        |
| 2005 | 16,696                        | 4.3         | 1,679,051 | 15.6        |
| 2006 | 17,139                        | 2.7         | 1,725,261 | 2.8         |
| 2007 | 17,258                        | 0.7         | 1,979,789 | 14.8        |
| 2008 | 18,942                        | 9.8         | 2,089,174 | 5.5         |
| 2009 | 20,489                        | 8.2         | 1,922,579 | -8.0        |
| 2010 | 21,019                        | 2.6         | 2,099,829 | 9.2         |

FUENTE: Gestión y Asesoría Turística, Administración de la Información, ICT



**CUADRO 54**  
**OFERTA DE HOSPEDAJE CON DECLARATORIA TURISTICA SEGÚN UNIDADES Y**  
**SUBUNIDADES DE PLANEAMIENTO. 2010**

| Unidad / Subunidad de Planeamiento         | Empresas   | Habitaciones  | Distribución<br>Habitaciones (%) |
|--|------------|---------------|----------------------------------|
| <b>TOTAL</b>                               | <b>501</b> | <b>21,019</b> | <b>100.0</b>                     |
| UNIDAD VALLE CENTRAL                       | 163        | 7,308         | 34.8                             |
| UNIDAD GUANACASTE NORTE                    | 76         | 3,922         | 18.7                             |
| UNIDAD PACIFICO MEDIO                      | 63         | 2,240         | 10.7                             |
| UNIDAD LLANURAS DEL NORTE                  | 56         | 1,921         | 9.1                              |
| UNIDAD PUNTARENAS PLAYAS E ISLAS DEL GOLFO | 24         | 1,336         | 6.4                              |
| SUB UNIDAD POLO TURISTICO GOLFO PAPAGAYO   | 9          | 1,130         | 5.4                              |
| UNIDAD CORCOVADO GOLFITO                   | 30         | 623           | 3.0                              |
| UNIDAD GUANACASTE SUR                      | 20         | 495           | 2.4                              |
| UNIDAD CARIBE NORTE                        | 18         | 558           | 2.7                              |
| UNIDAD MONTEVERDE                          | 12         | 474           | 2.3                              |
| SUB UNIDAD VOLCANES DE GUANACASTE          | 2          | 263           | 1.3                              |
| SUB UNIDAD SARAPIQUI                       | 10         | 288           | 1.4                              |
| UNIDAD CARIBE SUR                          | 8          | 177           | 0.8                              |
| SUB UNIDAD CORDILLERA DE TALAMANCA         | 10         | 284           | 1.4                              |

FUENTE: Gestión y Asesoría Turística, Administración de la Información, ICT



**CUADRO 55**  
**OFERTA DE HABITACIONES CON DECLARATORIA TURÍSTICA EN OPERACIÓN POR CATEGORÍA EN ESTRELLAS**  
**SEGÚN PROVINCIA. 2010**

| PROVINCIA         | CATEGORÍA EN ESTRELLAS |              |              |              |              |              |               | TOTAL         |
|-------------------|------------------------|--------------|--------------|--------------|--------------|--------------|---------------|---------------|
|                   | 0                      | 1            | 2            | 3            | 4            | 5            | Sin Categoría |               |
| <b>Total</b>      | <b>355</b>             | <b>1,524</b> | <b>2,289</b> | <b>5,750</b> | <b>5,807</b> | <b>5,226</b> | <b>68</b>     | <b>21,019</b> |
| San José          | 73                     | 288          | 463          | 1,316        | 1,828        | 1,376        | 15            | <b>5,359</b>  |
| Alajuela          | 0                      | 247          | 284          | 1,018        | 632          | 255          | 45            | <b>2,481</b>  |
| Cartago           | 0                      | 0            | 76           | 89           | 16           | 69           | 0             | <b>250</b>    |
| Heredia           | 12                     | 20           | 169          | 343          | 436          | 617          | 0             | <b>1,597</b>  |
| Guanacaste        | 110                    | 436          | 499          | 1,369        | 1,293        | 2,217        | 0             | <b>5,924</b>  |
| Puntarenas        | 39                     | 438          | 699          | 1,325        | 1,472        | 692          | 8             | <b>4,673</b>  |
| Limón             | 121                    | 95           | 99           | 290          | 130          | 0            | 0             | <b>735</b>    |
| <b>Porcentaje</b> | <b>1.7</b>             | <b>7.3</b>   | <b>10.9</b>  | <b>27.4</b>  | <b>27.6</b>  | <b>24.9</b>  | <b>0.3</b>    | <b>100.0</b>  |



**CUADRO 56**  
**OFERTA DE RESTAURANTES CON DECLARATORIA TURÍSTICA EN OPERACIÓN POR**  
**CATEGORÍA EN TENEDORES SEGÚN PROVINCIA. 2010**

| PROVINCIA         | CATEGORÍA EN TENEDORES |           |           |            |           |           | TOTAL      |
|-------------------|------------------------|-----------|-----------|------------|-----------|-----------|------------|
|                   | 0                      | 1         | 2         | 3          | 4         | 5         |            |
| <b>Total</b>      | <b>33</b>              | <b>78</b> | <b>81</b> | <b>135</b> | <b>27</b> | <b>13</b> | <b>367</b> |
| San José          | 13                     | 37        | 38        | 82         | 19        | 12        | 201        |
| Alajuela          | 6                      | 14        | 13        | 13         | 2         | 0         | 48         |
| Cartago           | 2                      | 1         | 7         | 14         | 2         | 0         | 26         |
| Heredia           | 3                      | 14        | 8         | 14         | 3         | 1         | 43         |
| Guanacaste        | 3                      | 7         | 7         | 6          | 1         | 0         | 24         |
| Puntarenas        | 6                      | 5         | 8         | 3          | 0         | 0         | 22         |
| Limón             | 0                      | 0         | 0         | 3          | 0         | 0         | 3          |
| <b>Porcentaje</b> | 9.0                    | 21.3      | 22.1      | 36.8       | 7.4       | 3.5       | 100.0      |



**CUADRO 57**  
**OFERTA DE CENTROS NOCTURNOS CON DECLARATORIA TURÍSTICA EN**  
**OPERACIÓN POR CATEGORÍA EN COPAS SEGÚN PROVINCIA. 2010**

| PROVINCIA         | CATEGORÍA EN COPAS |           |           |           | TOTAL        |
|-------------------|--------------------|-----------|-----------|-----------|--------------|
|                   | 0                  | 1         | 2         | 3         |              |
| <b>Total</b>      | <b>3</b>           | <b>14</b> | <b>37</b> | <b>12</b> | <b>66</b>    |
| San José          | 2                  | 8         | 22        | 10        | <b>42</b>    |
| Alajuela          | 0                  | 2         | 7         | 0         | <b>9</b>     |
| Cartago           | 0                  | 2         | 0         | 0         | <b>2</b>     |
| Heredia           | 0                  | 1         | 3         | 2         | <b>6</b>     |
| Guanacaste        | 0                  | 1         | 1         | 0         | <b>2</b>     |
| Puntarenas        | 1                  | 0         | 4         | 0         | <b>5</b>     |
| Limón             | 0                  | 0         | 0         | 0         | <b>0</b>     |
| <b>Porcentaje</b> | 4.5                | 21.2      | 56.1      | 18.2      | <b>100.0</b> |



**CUADRO 58**  
**OFERTA DE AGENCIAS DE VIAJES CON**  
**DECLARATORIA TURÍSTICA.**  
**(VARIACIÓN PORCENTUAL CON RESPECTO AL AÑO ANTERIOR)**  
**2001-2010**

| AÑO  | Agencias de Viajes | Variación % |
|------|--------------------|-------------|
| 2001 | 295                | 3.5         |
| 2002 | 293                | -0.7        |
| 2003 | 295                | 0.7         |
| 2004 | 317                | 7.5         |
| 2005 | 328                | 3.5         |
| 2006 | 325                | -0.9        |
| 2007 | 330                | 1.5         |
| 2008 | 352                | 6.7         |
| 2009 | 366                | 4.0         |
| 2010 | 398                | 8.7         |

FUENTE: Gestión y Asesoría Turística, ICT





**CUADRO 59**  
**AGENCIAS DE VIAJES POR TIPO, SEGÚN PROVINCIA. 2010**

| PROVINCIA                                   | TIPO DE AGENCIA |             |            | TOTAL        |
|---|-----------------|-------------|------------|--------------|
|   | Receptiva       | Emisora     | Mayorista  |              |
| <b>TOTAL</b>                                | <b>311</b>      | <b>74</b>   | <b>13</b>  | <b>398</b>   |
| San José                                    | 202             | 67          | 13         | <b>282</b>   |
| Alajuela                                    | 32              | 4           | 0          | <b>36</b>    |
| Cartago                                     | 4               | 0           | 0          | <b>4</b>     |
| Heredia                                     | 27              | 2           | 0          | <b>29</b>    |
| Guanacaste                                  | 9               | 1           | 0          | <b>10</b>    |
| Puntarenas                                  | 28              | 0           | 0          | <b>28</b>    |
| Limón                                       | 9               | 0           | 0          | <b>9</b>     |
| <hr style="border-top: 1px dashed black;"/> |                 |             |            |              |
| <b>Porcentaje</b>                           | <b>78.1</b>     | <b>18.6</b> | <b>3.3</b> | <b>100.0</b> |

FUENTE: Gestión y Asesoría Turística, ICT



**CUADRO 60**  
**LLEGADAS DE CRUCEROS Y EXCURSIONISTAS A COSTA RICA SEGÚN MES,**  
**POR PUERTO DE ATRAQUE. 2010**

| MES          | AMBOS PUERTOS |                | PACÍFICO<br>(Caldera, Puntarenas y Golfito) |                | CARIBE<br>(Puerto Limón) |                |
|--------------|---------------|----------------|---|----------------|--------------------------|----------------|
|              | Cruceros      | Excursionistas | Cruceros                                    | Excursionistas | Cruceros                 | Excursionistas |
| <b>Total</b> | <b>264</b>    | <b>385,362</b> | <b>126</b>                                  | <b>151,806</b> | <b>138</b>               | <b>233,556</b> |
| Enero        | 56            | 70,441         | 24  | 21,769         | 32                       | 48,672         |
| Febrero      | 37            | 47,802         | 17  | 14,392         | 20                       | 33,410         |
| Marzo        | 32            | 47,513         | 14  | 12,491         | 18                       | 35,022         |
| Abril        | 33            | 61,357         | 12  | 20,855         | 21                       | 40,502         |
| Mayo         | 14            | 17,727         | 9   | 10,899         | 5                        | 6,828          |
| Junio        | 2             | 4,158          | 0   | 0              | 2                        | 4,158          |
| Julio        | 1             | 3,618          | 0   | 0              | 1                        | 3,618          |
| Agosto       | 1             | 3,634          | 0   | 0              | 1                        | 3,634          |
| Septiembre   | 3             | 7,732          | 1   | 1,428          | 2                        | 6,304          |
| Octubre      | 20            | 28,560         | 16  | 22,848         | 4                        | 5,712          |
| Noviembre    | 27            | 38,556         | 13  | 18,564         | 14                       | 19,992         |
| Diciembre    | 38            | 54,264         | 20  | 28,560         | 18                       | 25,704         |



**CUADRO 61**  
**LLEGADAS DE CRUCEROS Y EXCURSIONISTAS A COSTA RICA**  
**(VARIACIÓN PORCENTUAL CON RESPECTO AL AÑO ANTERIOR)**  
**1996-2010**

| AÑO   | CRUCEROS | Variación % | EXCURSIONISTAS | Variación % |
|-------|----------|-------------|----------------|-------------|
| 1996  | 168      | 2.4         | 158,742        | 13.9        |
| 1997  | 202      | 20.2        | 201,386        | 26.9        |
| 1998  | 220      | 8.9         | 224,405        | 11.4        |
| 1999  | 253      | 15.0        | 235,039        | 4.7         |
| 2000  | 199      | -21.3       | 189,814        | -19.2       |
| 2001  | 195      | -2.0        | 188,596        | -0.6        |
| 2002  | 186      | -4.6        | 222,496        | 18.0        |
| 2003  | 202      | 8.6         | 275,585        | 23.9        |
| 2004  | 215      | 6.4         | 318,103        | 15.4        |
| 2005  | 192      | -10.7       | 280,017        | -12.0       |
| 2006* | 237      | 23.4        | 345,646        | 23.4        |
| 2007  | 216      | -8.9        | 321,762        | -6.9        |
| 2008  | 238      | 10.2        | 319,705        | -0.6        |
| 2009  | 253      | 6.3         | 365,713        | 14.4        |
| 2010  | 264      | 4.3         | 385,362        | 5.4         |

\*/ El número de excursionistas para el año 2006 es estimado.

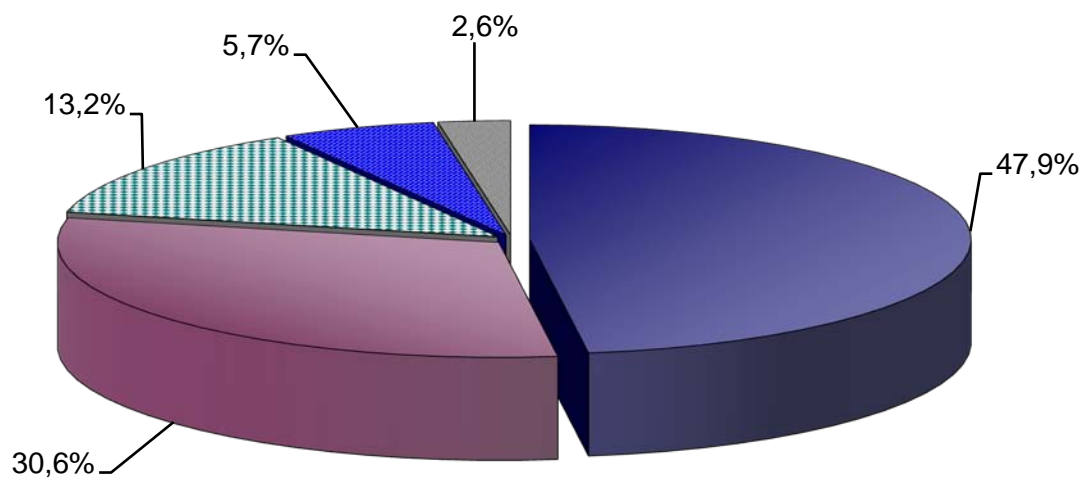


**CUADRO 62**  
**LLEGADAS DE EXCURSIONISTAS A COSTA RICA E INGRESO DE**  
**DIVISAS POR CONCEPTO DE CRUCEROS. 1996-2010**

| AÑO  | EXCURSIONISTAS | DIVISAS<br>(millones de \$) |
|------|----------------|-----------------------------|
| 1996 | 158,742        | 14.9                        |
| 1997 | 201,386        | 18.3                        |
| 1998 | 224,405        | 21.4                        |
| 1999 | 235,039        | 21.5                        |
| 2000 | 189,814        | 18.7                        |
| 2001 | 188,596        | 17.9                        |
| 2002 | 222,496        | 21.1                        |
| 2003 | 275,585        | 26.2                        |
| 2004 | 318,103        | 31.7                        |
| 2005 | 280,017        | 28.9                        |
| 2006 | 345,646        | 13.8                        |
| 2007 | 321,762        | 14.8                        |
| 2008 | 319,705        | 12.5                        |
| 2009 | 365,713        | 16.9                        |
| 2010 | 385,362        | 15.9                        |



**GRÁFICO 1**  
**DISTRIBUCIÓN PORCENTUAL DE LA LLEGADA DE TURISTAS INTERNACIONALES A COSTA RICA, SEGÚN ZONAS. 2010**

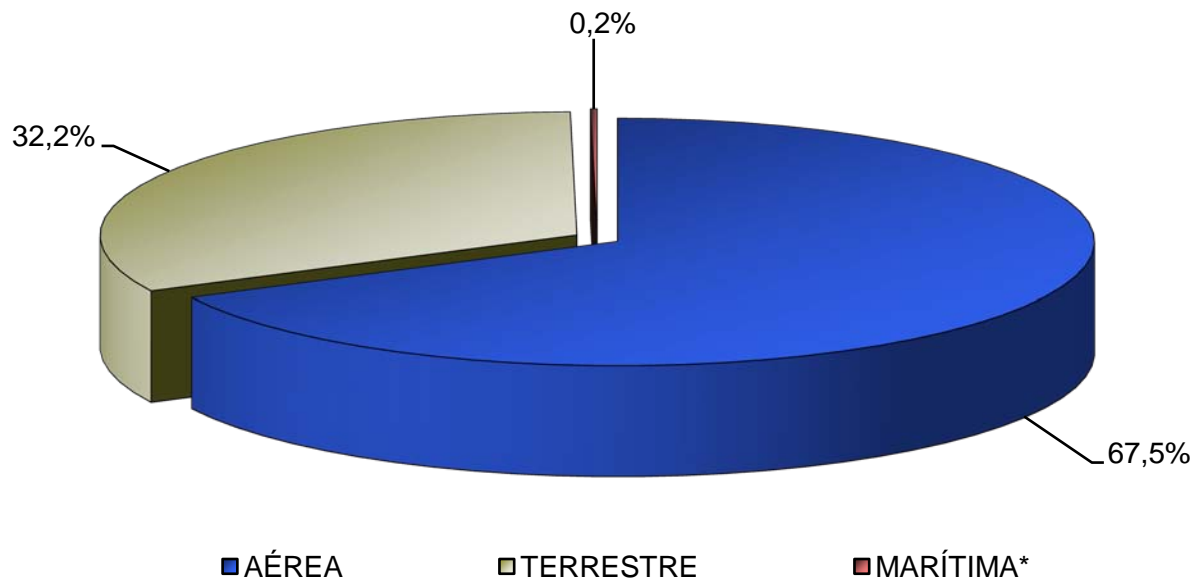


- AMÉRICA DEL NORTE
- AMÉRICA CENTRAL
- EUROPA
- AMÉRICA DEL SUR
- OTRAS ZONAS\*

\* / Incluye la categoría Asia-Oriente Medio, Caribe, África y "No indica"



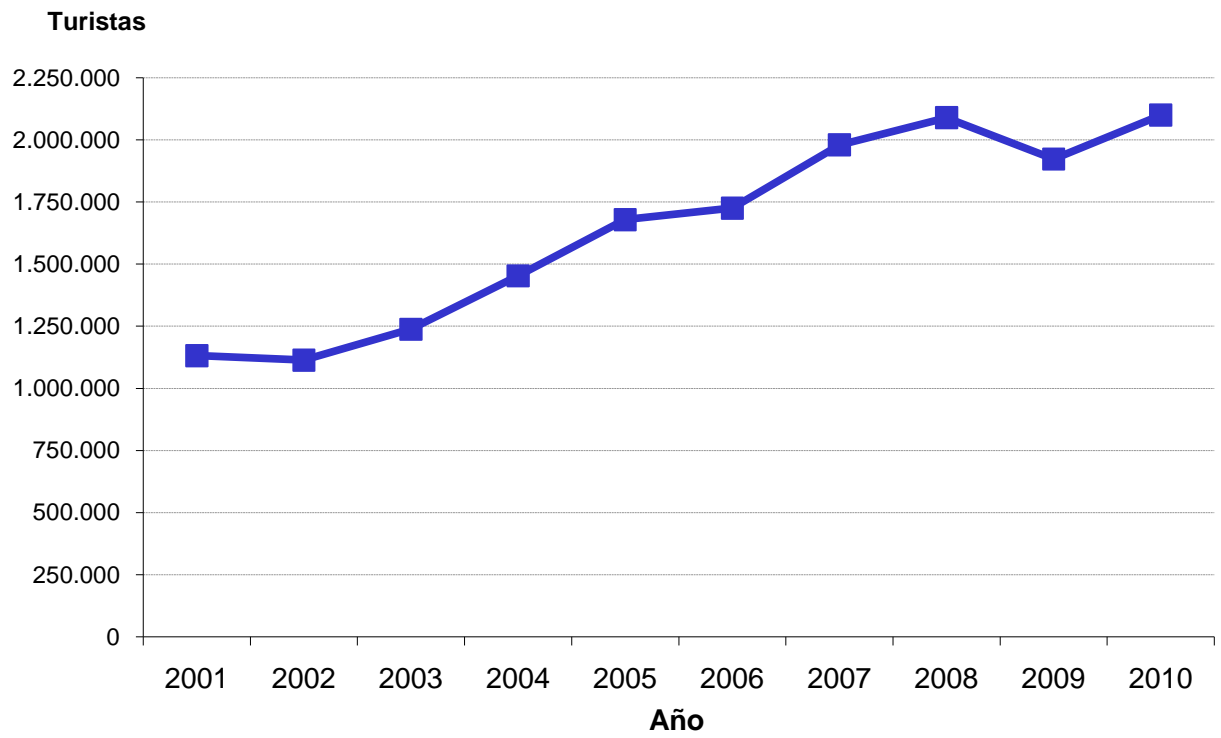
**GRÁFICO 2**  
**DISTRIBUCIÓN PORCENTUAL DE LA LLEGADA DE TURISTAS**  
**INTERNACIONALES A COSTA RICA, SEGÚN VIAS. 2010**



\*/ No incluye excursionistas de cruceros

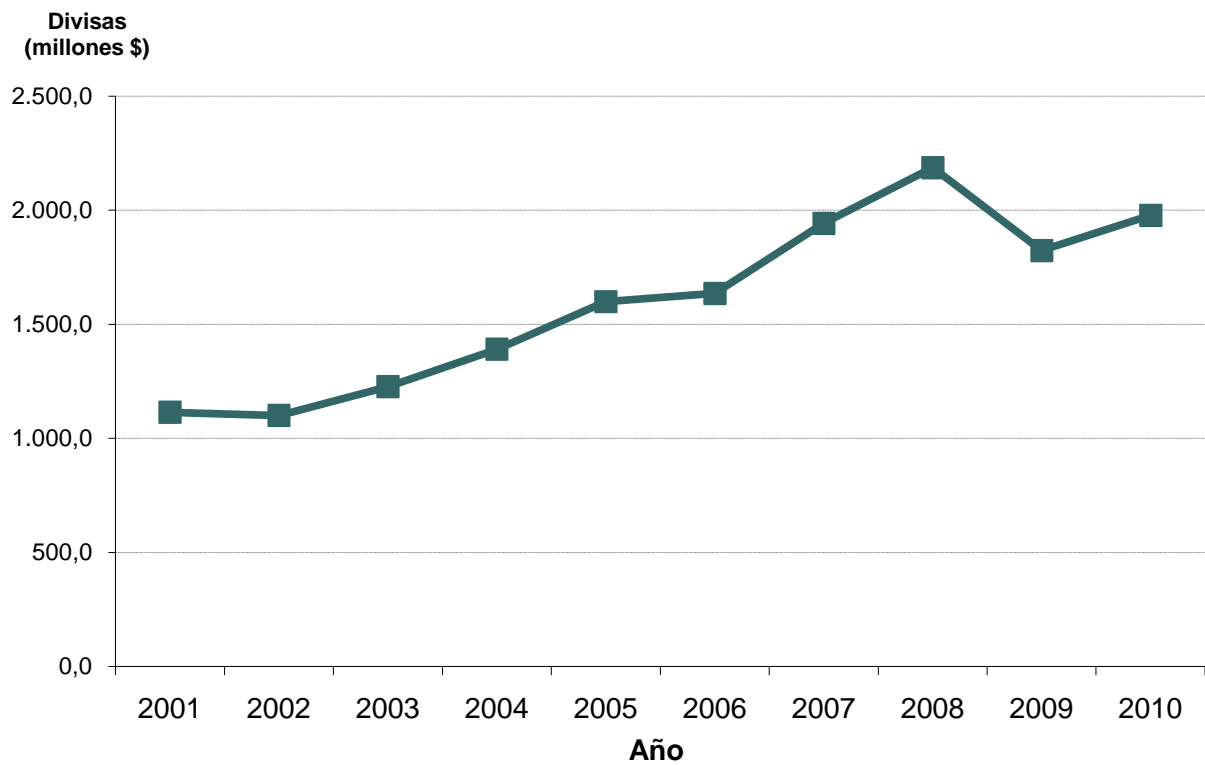


**GRÁFICO 3**  
**LLEGADA DE TURISTAS INTERNACIONALES A COSTA RICA**  
**2001 - 2010**





**GRÁFICO 4**  
**INGRESO DE DIVISAS\* POR CONCEPTO DE TURISMO**  
**2001 - 2010**



\*/ Incluye la información de los cruceros

FUENTE: Departamento de Estadística Macroeconómica, BCCR.